

MITCHELL, BURNS & CO., P.C.
110 E MARKET ST STE 200
LEESBURG, VA 20176

WILLOWSFORD CONSERVANCY, INC
41025 WILLOWSFORD LANE
ALDIE, VA 20105

IRS E-file Signature Authorization for a Tax Exempt Entity

For calendar year 2024, or fiscal year beginning, 2024, and ending, 20

Department of the Treasury Internal Revenue Service

Do not send to the IRS. Keep for your records. Go to www.irs.gov/Form8879TE for the latest information.

2024

Name of filer

WILLOWSFORD CONSERVANCY, INC

EIN or SSN

45-0609461

Name and title of officer or person subject to tax GREG LICAMELE

ACTING PRESIDENT

Part I Type of Return and Return Information

Check the box for the return for which you are using this Form 8879-TE and enter the applicable amount, if any, from the return. Form 8038-CP and Form 5330 filers may enter dollars and cents. For all other forms, enter whole dollars only. If you check the box on line 1a, 2a, 3a, 4a, 5a, 6a, 7a, 8a, 9a, or 10a below, and the amount on that line for the return being filed with this form was blank, then leave line 1b, 2b, 3b, 4b, 5b, 6b, 7b, 8b, 9b, or 10b, whichever is applicable, blank (do not enter -0-). But, if you entered -0- on the return, then enter -0- on the applicable line below. Do not complete more than one line in Part I.

Table with 3 columns: Line number, Description, and Amount. Line 1a: Form 990 check here (checked), Line 1b: Total revenue, 2,225,645.

Part II Declaration and Signature Authorization of Officer or Person Subject to Tax

Under penalties of perjury, I declare that I am an officer of the above entity or I am a person subject to tax with respect to (name of entity), (EIN) and that I have examined a copy of the 2024 electronic return and accompanying schedules and statements, and, to the best of my knowledge and belief, they are true, correct, and complete.

PIN: check one box only

I authorize MITCHELL, BURNS & CO., P.C. to enter my PIN 77749 as my signature

on the tax year 2024 electronically filed return. If I have indicated within this return that a copy of the return is being filed with a state agency(ies) regulating charities as part of the IRS Fed/State program, I also authorize the aforementioned ERO to enter my PIN on the return's disclosure consent screen.

As an officer or person subject to tax with respect to the entity, I will enter my PIN as my signature on the tax year 2024 electronically filed return. If I have indicated within this return that a copy of the return is being filed with a state agency(ies) regulating charities as part of the IRS Fed/State program, I will enter my PIN on the return's disclosure consent screen.

Signature of officer or person subject to tax Greg Licamele Date 11/17/25

Part III Certification and Authentication

ERO's EFIN/PIN. Enter your six-digit electronic filing identification number (EFIN) followed by your five-digit self-selected PIN.

54186377749

Do not enter all zeros

I certify that the above numeric entry is my PIN, which is my signature on the 2024 electronically filed return indicated above. I confirm that I am submitting this return in accordance with the requirements of Pub. 4163, Modernized e-File (MeF) Information for Authorized IRS e-file Providers for Business Returns.

ERO's signature Kara J Doyle Date 11/17/25

ERO Must Retain This Form — See Instructions

Do Not Submit This Form to the IRS Unless Requested To Do So

Return of Organization Exempt From Income Tax
Under section 501(c), 527, or 4947(a)(1) of the Internal Revenue Code (except private foundations)

OMB No. 1545-0047

2024

Open to Public Inspection

Department of the Treasury Internal Revenue Service

Do not enter social security numbers on this form as it may be made public. Go to www.irs.gov/Form990 for instructions and the latest information.

A For the 2024 calendar year, or tax year beginning, and ending

B Check if applicable: C Name of organization: WILLOWSFORD CONSERVANCY, INC. D Employer identification number: 45-0609461 E Telephone number: 571-440-2400 G Gross receipts: 2,409,025 F Name and address of principal officer: GREG LICAMELE, 41025 WILLOWSFORD LANE, ALDIE VA 20105 I Tax-exempt status: 501(c)(3) [X] 501(c) (4) (insert no.) 4947(a)(1) or 527 J Website: WWW.WILLOWSFORDCONSERVANCY.ORG H(c) Group exemption number K Form of organization: [X] Corporation [] Trust [] Association [] Other L Year of formation: 2010 M State of legal domicile: VA

Part I Summary

Table with 3 columns: Description, Prior Year, Current Year. Rows include: 1 Briefly describe the organization's mission... TO GENERATE, PRESERVE & ENHANCE THE WILLOWSFORD COMMUNITY AND GREATER LOUDOUN COUNTY COMMUNITY THROUGH PROGRAMS, ACTIVITIES & SERVICES. 2 Check this box [] if the organization discontinued its operations... 3 Number of voting members... 4 Number of independent voting members... 5 Total number of individuals employed... 6 Total number of volunteers... 7a Total unrelated business revenue... 7b Net unrelated business taxable income... 8 Contributions and grants... 9 Program service revenue... 10 Investment income... 11 Other revenue... 12 Total revenue... 13 Grants and similar amounts paid... 14 Benefits paid... 15 Salaries, other compensation... 16a Professional fundraising fees... 16b Total fundraising expenses... 17 Other expenses... 18 Total expenses... 19 Revenue less expenses... 20 Total assets... 21 Total liabilities... 22 Net assets or fund balances.

Part II Signature Block

Under penalties of perjury, I declare that I have examined this return, including accompanying schedules and statements, and to the best of my knowledge and belief, it is true, correct, and complete. Declaration of preparer (other than officer) is based on all information of which preparer has any knowledge.

Sign Here: Signature of officer: GREG LICAMELE, ACTING PRESIDENT. Date: Preparer's name: KARA J. DOYLE, Preparer's signature: Date: 11/17/25, Check self-employed [], PTIN: P01663423. Firm's name: MITCHELL, BURNS & CO., P.C., Firm's EIN: 54-1853459, Firm's address: 110 E MARKET ST STE 200, LEESBURG, VA 20176, Phone no.: 703-777-4900

May the IRS discuss this return with the preparer shown above? See instructions [X] Yes [] No

For Paperwork Reduction Act Notice, see the separate instructions.

Part III Statement of Program Service Accomplishments

Check if Schedule O contains a response or note to any line in this Part III

1 Briefly describe the organization's mission:

THE MISSION OF THE WILLOWSFORD CONSERVANCY IS TO PROTECT OUR LAND AND PROMOTE CONSERVATION AND SUSTAINABLE FARMING SO THAT OUR COMMUNITY DISCOVERS A DEEPER CONNECTION TO NATURE AND EACH OTHER.

2 Did the organization undertake any significant program services during the year which were not listed on the prior Form 990 or 990-EZ?

Yes No

If "Yes," describe these new services on Schedule O.

3 Did the organization cease conducting, or make significant changes in how it conducts, any program services?

Yes No

If "Yes," describe these changes on Schedule O.

4 Describe the organization's program service accomplishments for each of its three largest program services, as measured by expenses. Section 501(c)(3) and 501(c)(4) organizations are required to report the amount of grants and allocations to others, the total expenses, and revenue, if any, for each program service reported.

4a (Code:) (Expenses \$ **1,460,626** including grants of \$) (Revenue \$ **26,557**)

SEE SCHEDULE O

4b (Code:) (Expenses \$ including grants of \$) (Revenue \$)

N/A

4c (Code:) (Expenses \$ including grants of \$) (Revenue \$)

N/A

4d Other program services (Describe on Schedule O.)

(Expenses \$ including grants of \$) (Revenue \$)

4e Total program service expenses **1,460,626**

Part IV Checklist of Required Schedules

		Yes	No
1	Is the organization described in section 501(c)(3) or 4947(a)(1) (other than a private foundation)? If "Yes," complete Schedule A		X
2	Is the organization required to complete Schedule B, Schedule of Contributors? See instructions		X
3	Did the organization engage in direct or indirect political campaign activities on behalf of or in opposition to candidates for public office? If "Yes," complete Schedule C, Part I		X
4	Section 501(c)(3) organizations. Did the organization engage in lobbying activities, or have a section 501(h) election in effect during the tax year? If "Yes," complete Schedule C, Part II		
5	Is the organization a section 501(c)(4), 501(c)(5), or 501(c)(6) organization that receives membership dues, assessments, or similar amounts as defined in Rev. Proc. 98-19? If "Yes," complete Schedule C, Part III		X
6	Did the organization maintain any donor advised funds or any similar funds or accounts for which donors have the right to provide advice on the distribution or investment of amounts in such funds or accounts? If "Yes," complete Schedule D, Part I		X
7	Did the organization receive or hold a conservation easement, including easements to preserve open space, the environment, historic land areas, or historic structures? If "Yes," complete Schedule D, Part II		X
8	Did the organization maintain collections of works of art, historical treasures, or other similar assets? If "Yes," complete Schedule D, Part III		X
9	Did the organization report an amount in Part X, line 21, for escrow or custodial account liability; serve as a custodian for amounts not listed in Part X; or provide credit counseling, debt management, credit repair, or debt negotiation services? If "Yes," complete Schedule D, Part IV		X
10	Did the organization, directly or through a related organization, hold assets in donor-restricted endowments or in quasi-endowments? If "Yes," complete Schedule D, Part V	X	
11	If the organization's answer to any of the following questions is "Yes," then complete Schedule D, Parts VI, VII, VIII, IX, or X, as applicable.		
a	Did the organization report an amount for land, buildings, and equipment in Part X, line 10? If "Yes," complete Schedule D, Part VI	X	
b	Did the organization report an amount for investments—other securities in Part X, line 12, that is 5% or more of its total assets reported in Part X, line 16? If "Yes," complete Schedule D, Part VII		X
c	Did the organization report an amount for investments—program related in Part X, line 13, that is 5% or more of its total assets reported in Part X, line 16? If "Yes," complete Schedule D, Part VIII		X
d	Did the organization report an amount for other assets in Part X, line 15, that is 5% or more of its total assets reported in Part X, line 16? If "Yes," complete Schedule D, Part IX		X
e	Did the organization report an amount for other liabilities in Part X, line 25? If "Yes," complete Schedule D, Part X		X
f	Did the organization's separate or consolidated financial statements for the tax year include a footnote that addresses the organization's liability for uncertain tax positions under FIN 48 (ASC 740)? If "Yes," complete Schedule D, Part X	X	
12a	Did the organization obtain separate, independent audited financial statements for the tax year? If "Yes," complete Schedule D, Parts XI and XII	X	
b	Was the organization included in consolidated, independent audited financial statements for the tax year? If "Yes," and if the organization answered "No" to line 12a, then completing Schedule D, Parts XI and XII is optional		X
13	Is the organization a school described in section 170(b)(1)(A)(ii)? If "Yes," complete Schedule E		X
14a	Did the organization maintain an office, employees, or agents outside of the United States?		X
b	Did the organization have aggregate revenues or expenses of more than \$10,000 from grantmaking, fundraising, business, investment, and program service activities outside the United States, or aggregate foreign investments valued at \$100,000 or more? If "Yes," complete Schedule F, Parts I and IV		X
15	Did the organization report on Part IX, column (A), line 3, more than \$5,000 of grants or other assistance to or for any foreign organization? If "Yes," complete Schedule F, Parts II and IV		X
16	Did the organization report on Part IX, column (A), line 3, more than \$5,000 of aggregate grants or other assistance to or for foreign individuals? If "Yes," complete Schedule F, Parts III and IV		X
17	Did the organization report a total of more than \$15,000 of expenses for professional fundraising services on Part IX, column (A), lines 6 and 11e? If "Yes," complete Schedule G, Part I. See instructions		X
18	Did the organization report more than \$15,000 total of fundraising event gross income and contributions on Part VIII, lines 1c and 8a? If "Yes," complete Schedule G, Part II		X
19	Did the organization report more than \$15,000 of gross income from gaming activities on Part VIII, line 9a? If "Yes," complete Schedule G, Part III		X
20a	Did the organization operate one or more hospital facilities? If "Yes," complete Schedule H		X
b	If "Yes" to line 20a, did the organization attach a copy of its audited financial statements to this return?		
21	Did the organization report more than \$5,000 of grants or other assistance to any domestic organization or domestic government on Part IX, column (A), line 1? If "Yes," complete Schedule I, Parts I and II		X

Part IV Checklist of Required Schedules *(continued)*

		Yes	No
22	Did the organization report more than \$5,000 of grants or other assistance to or for domestic individuals on Part IX, column (A), line 2? <i>If "Yes," complete Schedule I, Parts I and III</i>		X
23	Did the organization answer "Yes" to Part VII, Section A, line 3, 4, or 5, about compensation of the organization's current and former officers, directors, trustees, key employees, and highest compensated employees? <i>If "Yes," complete Schedule J</i>	X	
24a	Did the organization have a tax-exempt bond issue with an outstanding principal amount of more than \$100,000 as of the last day of the year, that was issued after December 31, 2002? <i>If "Yes," answer lines 24b through 24d and complete Schedule K. If "No," go to line 25a</i>		X
b	Did the organization invest any proceeds of tax-exempt bonds beyond a temporary period exception?		
c	Did the organization maintain an escrow account other than a refunding escrow at any time during the year to defease any tax-exempt bonds?		
d	Did the organization act as an "on behalf of" issuer for bonds outstanding at any time during the year?		
25a	Section 501(c)(3), 501(c)(4), and 501(c)(29) organizations. Did the organization engage in an excess benefit transaction with a disqualified person during the year? <i>If "Yes," complete Schedule L, Part I</i>		X
b	Is the organization aware that it engaged in an excess benefit transaction with a disqualified person in a prior year, and that the transaction has not been reported on any of the organization's prior Forms 990 or 990-EZ? <i>If "Yes," complete Schedule L, Part I</i>		X
26	Did the organization report any amount on Part X, line 5 or 22, for receivables from or payables to any current or former officer, director, trustee, key employee, creator or founder, substantial contributor, or 35% controlled entity or family member of any of these persons? <i>If "Yes," complete Schedule L, Part II</i>		X
27	Did the organization provide a grant or other assistance to any current or former officer, director, trustee, key employee, creator or founder, substantial contributor or employee thereof, a grant selection committee member, or to a 35% controlled entity (including an employee thereof) or family member of any of these persons? <i>If "Yes," complete Schedule L, Part III</i>		X
28	Was the organization a party to a business transaction with one of the following parties? (See the Schedule L, Part IV, instructions for applicable filing thresholds, conditions, and exceptions).		
a	A current or former officer, director, trustee, key employee, creator or founder, or substantial contributor? <i>If "Yes," complete Schedule L, Part IV</i>		X
b	A family member of any individual described in line 28a? <i>If "Yes," complete Schedule L, Part IV</i>		X
c	A 35% controlled entity of one or more individuals and/or organizations described in line 28a or 28b? <i>If "Yes," complete Schedule L, Part IV</i>		X
29	Did the organization receive more than \$25,000 in noncash contributions? <i>If "Yes," complete Schedule M</i>		X
30	Did the organization receive contributions of art, historical treasures, or other similar assets, or qualified conservation contributions? <i>If "Yes," complete Schedule M</i>		X
31	Did the organization liquidate, terminate, or dissolve and cease operations? <i>If "Yes," complete Schedule N, Part I</i>		X
32	Did the organization sell, exchange, dispose of, or transfer more than 25% of its net assets? <i>If "Yes," complete Schedule N, Part II</i>		X
33	Did the organization own 100% of an entity disregarded as separate from the organization under Regulations sections 301.7701-2 and 301.7701-3? <i>If "Yes," complete Schedule R, Part I</i>		X
34	Was the organization related to any tax-exempt or taxable entity? <i>If "Yes," complete Schedule R, Part II, III, or IV, and Part V, line 1</i>	X	
35a	Did the organization have a controlled entity within the meaning of section 512(b)(13)?		X
b	If "Yes" to line 35a, did the organization receive any payment from or engage in any transaction with a controlled entity within the meaning of section 512(b)(13)? <i>If "Yes," complete Schedule R, Part V, line 2</i>		
36	Section 501(c)(3) organizations. Did the organization make any transfers to an exempt non-charitable related organization? <i>If "Yes," complete Schedule R, Part V, line 2</i>		
37	Did the organization conduct more than 5% of its activities through an entity that is not a related organization and that is treated as a partnership for federal income tax purposes? <i>If "Yes," complete Schedule R, Part VI</i>		X
38	Did the organization complete Schedule O and provide explanations on Schedule O for Part VI, lines 11b and 19? Note: All Form 990 filers are required to complete Schedule O.	X	

Part V Statements Regarding Other IRS Filings and Tax Compliance

Check if Schedule O contains a response or note to any line in this Part V

		Yes	No
1a	Enter the number reported in box 3 of Form 1096. Enter -0- if not applicable		
b	Enter the number of Forms W-2G included on line 1a. Enter -0- if not applicable		
c	Did the organization comply with backup withholding rules for reportable payments to vendors and reportable gaming (gambling) winnings to prize winners?		X

Part V Statements Regarding Other IRS Filings and Tax Compliance (continued)		Yes	No		
2a	Enter the number of employees reported on Form W-3, Transmittal of Wage and Tax Statements, filed for the calendar year ending with or within the year covered by this return	2a	18		
b	If at least one is reported on line 2a, did the organization file all required federal employment tax returns?	2b		X	
3a	Did the organization have unrelated business gross income of \$1,000 or more during the year?	3a		X	
b	If "Yes," has it filed a Form 990-T for this year? If "No" to line 3b, provide an explanation on Schedule O	3b		X	
4a	At any time during the calendar year, did the organization have an interest in, or a signature or other authority over, a financial account in a foreign country (such as a bank account, securities account, or other financial account)?	4a			X
b	If "Yes," enter the name of the foreign country See instructions for filing requirements for FinCEN Form 114, Report of Foreign Bank and Financial Accounts (FBAR).				
5a	Was the organization a party to a prohibited tax shelter transaction at any time during the tax year?	5a			X
b	Did any taxable party notify the organization that it was or is a party to a prohibited tax shelter transaction?	5b			X
c	If "Yes" to line 5a or 5b, did the organization file Form 8886-T?	5c			
6a	Does the organization have annual gross receipts that are normally greater than \$100,000, and did the organization solicit any contributions that were not tax deductible as charitable contributions?	6a			X
b	If "Yes," did the organization include with every solicitation an express statement that such contributions or gifts were not tax deductible?	6b			
7	Organizations that may receive deductible contributions under section 170(c).				
a	Did the organization receive a payment in excess of \$75 made partly as a contribution and partly for goods and services provided to the payor?	7a			
b	If "Yes," did the organization notify the donor of the value of the goods or services provided?	7b			
c	Did the organization sell, exchange, or otherwise dispose of tangible personal property for which it was required to file Form 8282?	7c			
d	If "Yes," indicate the number of Forms 8282 filed during the year	7d			
e	Did the organization receive any funds, directly or indirectly, to pay premiums on a personal benefit contract?	7e			
f	Did the organization, during the year, pay premiums, directly or indirectly, on a personal benefit contract?	7f			
g	If the organization received a contribution of qualified intellectual property, did the organization file Form 8899 as required?	7g			
h	If the organization received a contribution of cars, boats, airplanes, or other vehicles, did the organization file a Form 1098-C?	7h			
8	Sponsoring organizations maintaining donor advised funds. Did a donor advised fund maintained by the sponsoring organization have excess business holdings at any time during the year?	8			
9	Sponsoring organizations maintaining donor advised funds.				
a	Did the sponsoring organization make any taxable distributions under section 4966?	9a			
b	Did the sponsoring organization make a distribution to a donor, donor advisor, or related person?	9b			
10	Section 501(c)(7) organizations. Enter:				
a	Initiation fees and capital contributions included on Part VIII, line 12	10a			
b	Gross receipts, included on Form 990, Part VIII, line 12, for public use of club facilities	10b			
11	Section 501(c)(12) organizations. Enter:				
a	Gross income from members or shareholders	11a			
b	Gross income from other sources. (Do not net amounts due or paid to other sources against amounts due or received from them.)	11b			
12a	Section 4947(a)(1) non-exempt charitable trusts. Is the organization filing Form 990 in lieu of Form 1041?	12a			
b	If "Yes," enter the amount of tax-exempt interest received or accrued during the year	12b			
13	Section 501(c)(29) qualified nonprofit health insurance issuers.				
a	Is the organization licensed to issue qualified health plans in more than one state? Note: See the instructions for additional information the organization must report on Schedule O.	13a			
b	Enter the amount of reserves the organization is required to maintain by the states in which the organization is licensed to issue qualified health plans	13b			
c	Enter the amount of reserves on hand	13c			
14a	Did the organization receive any payments for indoor tanning services during the tax year?	14a			X
b	If "Yes," has it filed a Form 720 to report these payments? If "No," provide an explanation on Schedule O	14b			
15	Is the organization subject to the section 4960 tax on payment(s) of more than \$1,000,000 in remuneration or excess parachute payment(s) during the year? If "Yes," see instructions and file Form 4720, Schedule N.	15			X
16	Is the organization an educational institution subject to the section 4968 excise tax on net investment income? If "Yes," complete Form 4720, Schedule O.	16			X
17	Section 501(c)(21) organizations. Did the trust, any disqualified or other person, engage in any activities that would result in the imposition of an excise tax under section 4951, 4952, or 4953? If "Yes," complete Form 6069.	17			

Part VI Governance, Management, and Disclosure. For each "Yes" response to lines 2 through 7b below, and for a "No" response to line 8a, 8b, or 10b below, describe the circumstances, processes, or changes on Schedule O. See instructions. Check if Schedule O contains a response or note to any line in this Part VI

Section A. Governing Body and Management

		Yes	No
1a	6		
Enter the number of voting members of the governing body at the end of the tax year. If there are material differences in voting rights among members of the governing body, or if the governing body delegated broad authority to an executive committee or similar committee, explain on Schedule O.			
b	6		
Enter the number of voting members included on line 1a, above, who are independent.			
2			<input checked="" type="checkbox"/>
Did any officer, director, trustee, or key employee have a family relationship or a business relationship with any other officer, director, trustee, or key employee?			
3			<input checked="" type="checkbox"/>
Did the organization delegate control over management duties customarily performed by or under the direct supervision of officers, directors, trustees, or key employees to a management company or other person?			
4			<input checked="" type="checkbox"/>
Did the organization make any significant changes to its governing documents since the prior Form 990 was filed?			
5			<input checked="" type="checkbox"/>
Did the organization become aware during the year of a significant diversion of the organization's assets?			
6			<input checked="" type="checkbox"/>
Did the organization have members or stockholders?			
7a			<input checked="" type="checkbox"/>
Did the organization have members, stockholders, or other persons who had the power to elect or appoint one or more members of the governing body?			
b			<input checked="" type="checkbox"/>
Are any governance decisions of the organization reserved to (or subject to approval by) members, stockholders, or persons other than the governing body?			
8			
Did the organization contemporaneously document the meetings held or written actions undertaken during the year by the following:			
a		<input checked="" type="checkbox"/>	
The governing body?			
b		<input checked="" type="checkbox"/>	
Each committee with authority to act on behalf of the governing body?			
9			<input checked="" type="checkbox"/>
Is there any officer, director, trustee, or key employee listed in Part VII, Section A, who cannot be reached at the organization's mailing address? If "Yes," provide the names and addresses on Schedule O.			

Section B. Policies (This Section B requests information about policies not required by the Internal Revenue Code.)

		Yes	No
10a			<input checked="" type="checkbox"/>
Did the organization have local chapters, branches, or affiliates?			
b			
If "Yes," did the organization have written policies and procedures governing the activities of such chapters, affiliates, and branches to ensure their operations are consistent with the organization's exempt purposes?			
11a		<input checked="" type="checkbox"/>	
Has the organization provided a complete copy of this Form 990 to all members of its governing body before filing the form?			
b			
Describe on Schedule O the process, if any, used by the organization to review this Form 990.			
12a		<input checked="" type="checkbox"/>	
Did the organization have a written conflict of interest policy? If "No," go to line 13.			
b			<input checked="" type="checkbox"/>
Were officers, directors, or trustees, and key employees required to disclose annually interests that could give rise to conflicts?			
c			<input checked="" type="checkbox"/>
Did the organization regularly and consistently monitor and enforce compliance with the policy? If "Yes," describe on Schedule O how this was done.			
13			<input checked="" type="checkbox"/>
Did the organization have a written whistleblower policy?			
14		<input checked="" type="checkbox"/>	
Did the organization have a written document retention and destruction policy?			
15			
Did the process for determining compensation of the following persons include a review and approval by independent persons, comparability data, and contemporaneous substantiation of the deliberation and decision?			
a			<input checked="" type="checkbox"/>
The organization's CEO, Executive Director, or top management official.			
b			<input checked="" type="checkbox"/>
Other officers or key employees of the organization. If "Yes" to line 15a or 15b, describe the process on Schedule O. See instructions.			
16a			<input checked="" type="checkbox"/>
Did the organization invest in, contribute assets to, or participate in a joint venture or similar arrangement with a taxable entity during the year?			
b			
If "Yes," did the organization follow a written policy or procedure requiring the organization to evaluate its participation in joint venture arrangements under applicable federal tax law, and take steps to safeguard the organization's exempt status with respect to such arrangements?			

Section C. Disclosure

17	List the states with which a copy of this Form 990 is required to be filed VA
18	Section 6104 requires an organization to make its Forms 1023 (1024 or 1024-A, if applicable), 990, and 990-T (section 501(c)(3)s only) available for public inspection. Indicate how you made these available. Check all that apply. <input checked="" type="checkbox"/> Own website <input type="checkbox"/> Another's website <input checked="" type="checkbox"/> Upon request <input checked="" type="checkbox"/> Other (explain on Schedule O)
19	Describe on Schedule O whether (and if so, how) the organization made its governing documents, conflict of interest policy, and financial statements available to the public during the tax year.
20	State the name, address, and telephone number of the person who possesses the organization's books and records.

THE ORGANIZATION
ALDIE

41025 WILLOWSFORD LANE

VA 20105

571-440-2400

Part VII Compensation of Officers, Directors, Trustees, Key Employees, Highest Compensated Employees, and Independent Contractors

Check if Schedule O contains a response or note to any line in this Part VII

Section A. Officers, Directors, Trustees, Key Employees, and Highest Compensated Employees

1a Complete this table for all persons required to be listed. Report compensation for the calendar year ending with or within the organization's tax year.

- List all of the organization's **current** officers, directors, trustees (whether individuals or organizations), regardless of amount of compensation. Enter -0- in columns (D), (E), and (F) if no compensation was paid.
- List all of the organization's **current** key employees, if any. See instructions for definition of "key employee."
- List the organization's five **current** highest compensated employees (other than an officer, director, trustee, or key employee) who received reportable compensation (box 5 of Form W-2, box 6 of Form 1099-MISC, and/or box 1 of Form 1099-NEC) of more than \$100,000 from the organization and any related organizations.
- List all of the organization's **former** officers, key employees, and highest compensated employees who received more than \$100,000 of reportable compensation from the organization and any related organizations.
- List all of the organization's **former directors or trustees** that received, in the capacity as a former director or trustee of the organization, more than \$10,000 of reportable compensation from the organization and any related organizations. See the instructions for the order in which to list the persons above.

Check this box if neither the organization nor any related organization compensated any current officer, director, or trustee.

(A) Name and title	(B) Average hours per week (list any hours for related organizations below dotted line)	(C) Position (do not check more than one box, unless person is both an officer and a director/trustee)						(D) Reportable compensation from the organization (W-2/1099-MISC/1099-NEC)	(E) Reportable compensation from related organizations (W-2/1099-MISC/1099-NEC)	(F) Estimated amount of other compensation from the organization and related organizations
		Individual trustee or director	Institutional trustee	Officer	Key employee	Highest compensated employee	Former			
(1) SOPHIE LAMBERT EXECUTIVE DIRECTOR	40.00 0.00			X				158,330	0	41,716
(2) ANDREW DUNHAM FARM MANAGER	40.00 0.00					X		124,237	0	34,887
(3) GREG LICAMELE ACTING PRESIDENT	1.00 0.00	X		X				0	0	0
(4) KARYN MORELAND SECRETARY	1.00 0.00	X		X				0	0	0
(5) JAKE VIRAG TREASURER	1.00 0.00	X		X				0	0	0
(6) CHARLES GRAYBEAL DIRECTOR	1.00 0.00	X						0	0	0
(7) CHASE ROWAN DIRECTOR	1.00 0.00	X						0	0	0
(8) AVI SAREEN DIRECTOR	1.00 0.00	X						0	0	0
(9)										
(10)										
(11)										

Part VII Section A. Officers, Directors, Trustees, Key Employees, and Highest Compensated Employees (continued)

(A) Name and title	(B) Average hours per week (list any hours for related organizations below dotted line)	(C) Position (do not check more than one box, unless person is both an officer and a director/trustee)						(D) Reportable compensation from the organization (W-2/1099-MISC/1099-NEC)	(E) Reportable compensation from related organizations (W-2/1099-MISC/1099-NEC)	(F) Estimated amount of other compensation from the organization and related organizations
		Individual trustee or director	Institutional trustee	Officer	Key employee	Highest compensated employee	Former			
(12)										
(13)										
(14)										
(15)										
(16)										
(17)										
(18)										
(19)										
1b Subtotal							282,567		76,603	
c Total from continuation sheets to Part VII, Section A										
d Total (add lines 1b and 1c)							282,567		76,603	

2 Total number of individuals (including but not limited to those listed above) who received more than \$100,000 of reportable compensation from the organization **2**

	Yes	No
3 Did the organization list any former officer, director, trustee, key employee, or highest compensated employee on line 1a? <i>If "Yes," complete Schedule J for such individual</i>		X
4 For any individual listed on line 1a, is the sum of reportable compensation and other compensation from the organization and related organizations greater than \$150,000? <i>If "Yes," complete Schedule J for such individual</i>	X	
5 Did any person listed on line 1a receive or accrue compensation from any unrelated organization or individual for services rendered to the organization? <i>If "Yes," complete Schedule J for such person</i>		X

Section B. Independent Contractors

1 Complete this table for your five highest compensated independent contractors that received more than \$100,000 of compensation from the organization. Report compensation for the calendar year ending with or within the organization's tax year.

(A) Name and business address	(B) Description of services	(C) Compensation

2 Total number of independent contractors (including but not limited to those listed above) who received more than \$100,000 of compensation from the organization **0**

Part VIII Statement of Revenue

Check if Schedule O contains a response or note to any line in this Part VIII

			(A) Total revenue	(B) Related or exempt function revenue	(C) Unrelated business revenue	(D) Revenue excluded from tax under sections 512-514	
Contributions, Gifts, Grants, and Other Similar Amounts	1a Federated campaigns	1a					
	b Membership dues	1b					
	c Fundraising events	1c					
	d Related organizations	1d					
	e Government grants (contributions)	1e	2,850				
	f All other contributions, gifts, grants, and similar amounts not included above	1f					
	g Noncash contributions included in lines 1a-1f	1g \$					
	h Total. Add lines 1a-1f			2,850			
Program Service Revenue			Business Code				
	2a LAND USE REVENUES		611600	16,009	16,009		
	b PROGRAM EVENTS/ACTIVITIES		611600	10,548	10,548		
	c						
	d						
	e						
	f All other program service revenue						
g Total. Add lines 2a-2f			26,557				
Other Revenue	3 Investment income (including dividends, interest, and other similar amounts)			67,062		67,062	
	4 Income from investment of tax-exempt bond proceeds						
	5 Royalties						
	6a Gross rents		(i) Real				
		6a		19,800			
		b Less: rental expenses	6b	49,287			
	c Rental inc. or (loss)	6c	-29,487				
	d Net rental income or (loss)			-29,487		-29,487	
	7a Gross amount from sales of assets other than inventory		(i) Securities				
		7a		49,949	2,935		
		b Less: cost or other basis and sales exps.	7b		92		
	c Gain or (loss)	7c	49,949	2,843			
	d Net gain or (loss)			52,792		52,792	
8a Gross income from fundraising events (not including \$ of contributions reported on line 1c). See Part IV, line 18	8a						
	b Less: direct expenses	8b					
c Net income or (loss) from fundraising events							
9a Gross income from gaming activities. See Part IV, line 19	9a						
	b Less: direct expenses	9b					
c Net income or (loss) from gaming activities							
10a Gross sales of inventory, less returns and allowances	10a	259,622					
	b Less: cost of goods sold	10b	134,001				
c Net income or (loss) from sales of inventory			125,621	121,946	3,675		
Miscellaneous Revenue			Business Code				
	11a CONSERVANCY ASSESSMENT FEES			1,675,372	1,675,372		
	b EASEMENT INCOME			300,000	300,000		
	c MISCELLANEOUS			4,878	4,878		
	d All other revenue						
e Total. Add lines 11a-11d			1,980,250				
12 Total revenue. See instructions			2,225,645	2,128,753	3,675	90,367	

Part IX Statement of Functional Expenses

Section 501(c)(3) and 501(c)(4) organizations must complete all columns. All other organizations must complete column (A).

Check if Schedule O contains a response or note to any line in this Part IX

Do not include amounts reported on lines 6b, 7b, 8b, 9b, and 10b of Part VIII.	(A) Total expenses	(B) Program service expenses	(C) Management and general expenses	(D) Fundraising expenses
1 Grants and other assistance to domestic organizations and domestic governments. See Part IV, line 21				
2 Grants and other assistance to domestic individuals. See Part IV, line 22				
3 Grants and other assistance to foreign organizations, foreign governments, and foreign individuals. See Part IV, lines 15 and 16				
4 Benefits paid to or for members				
5 Compensation of current officers, directors, trustees, and key employees	200,046	50,012	150,034	
6 Compensation not included above to disqualified persons (as defined under section 4958(f)(1)) and persons described in section 4958(c)(3)(B)				
7 Other salaries and wages	797,276	577,321	219,955	
8 Pension plan accruals and contributions (include section 401(k) and 403(b) employer contributions)				
9 Other employee benefits	169,141	125,692	43,449	
10 Payroll taxes	70,560	45,551	25,009	
11 Fees for services (nonemployees):				
a Management				
b Legal	28,173	18,187	9,986	
c Accounting	58,621		58,621	
d Lobbying				
e Professional fundraising services. See Part IV, line 17				
f Investment management fees				
g Other. (If line 11g amount exceeds 10% of line 25, column (A), amount, list line 11g expenses on Schedule O.)	28,871	18,638	10,233	
12 Advertising and promotion	31,302	31,302		
13 Office expenses	62,002	40,027	21,975	
14 Information technology				
15 Royalties				
16 Occupancy				
17 Travel	11,841		11,841	
18 Payments of travel or entertainment expenses for any federal, state, or local public officials				
19 Conferences, conventions, and meetings				
20 Interest				
21 Payments to affiliates				
22 Depreciation, depletion, and amortization	239,841	239,841		
23 Insurance	38,581	36,251	2,330	
24 Other expenses. Itemize expenses not covered above. (List miscellaneous expenses on line 24e. If line 24e amount exceeds 10% of line 25, column (A), amount, list line 24e expenses on Schedule O.)				
a MAINTENANCE	173,052	173,052		
b PROPERTY TAXES	55,838	55,838		
c LAND STEWARDSHIP	27,598	27,598		
d EVENTS	12,116	12,116		
e All other expenses	14,251	9,200	5,051	
25 Total functional expenses. Add lines 1 through 24e	2,019,110	1,460,626	558,484	0
26 Joint costs. Complete this line only if the organization reported in column (B) joint costs from a combined educational campaign and fundraising solicitation. Check here <input type="checkbox"/> if following SOP 98-2 (ASC 958-720)				

Part X Balance Sheet

Check if Schedule O contains a response or note to any line in this Part X

		(A) Beginning of year		(B) End of year	
Assets	1	Cash—non-interest-bearing	1,038,316	1	770,473
	2	Savings and temporary cash investments		2	
	3	Pledges and grants receivable, net		3	
	4	Accounts receivable, net	2,785	4	977
	5	Loans and other receivables from any current or former officer, director, trustee, key employee, creator or founder, substantial contributor, or 35% controlled entity or family member of any of these persons		5	
	6	Loans and other receivables from other disqualified persons (as defined under section 4958(f)(1)), and persons described in section 4958(c)(3)(B)		6	
	7	Notes and loans receivable, net		7	
	8	Inventories for sale or use		8	
	9	Prepaid expenses and deferred charges		9	
	10a	Land, buildings, and equipment: cost or other basis. Complete Part VI of Schedule D	8,381,806		
	b	Less: accumulated depreciation	2,101,753	10c	6,280,053
	11	Investments—publicly traded securities	1,177,124	11	1,332,216
	12	Investments—other securities. See Part IV, line 11		12	
	13	Investments—program-related. See Part IV, line 11		13	
	14	Intangible assets		14	
	15	Other assets. See Part IV, line 11	42,366	15	340,527
16	Total assets. Add lines 1 through 15 (must equal line 33)	8,414,686	16	8,724,246	
Liabilities	17	Accounts payable and accrued expenses	52,067	17	71,592
	18	Grants payable		18	
	19	Deferred revenue	47,326	19	56,478
	20	Tax-exempt bond liabilities		20	
	21	Escrow or custodial account liability. Complete Part IV of Schedule D		21	
	22	Loans and other payables to any current or former officer, director, trustee, key employee, creator or founder, substantial contributor, or 35% controlled entity or family member of any of these persons		22	
	23	Secured mortgages and notes payable to unrelated third parties		23	
	24	Unsecured notes and loans payable to unrelated third parties		24	
	25	Other liabilities (including federal income tax, payables to related third parties, and other liabilities not included on lines 17-24). Complete Part X of Schedule D		25	
	26	Total liabilities. Add lines 17 through 25	99,393	26	128,070
Net Assets or Fund Balances	Organizations that follow FASB ASC 958, check here <input checked="" type="checkbox"/>				
	and complete lines 27, 28, 32, and 33.				
	27	Net assets without donor restrictions	7,029,781	27	7,210,602
	28	Net assets with donor restrictions	1,285,512	28	1,385,574
	Organizations that do not follow FASB ASC 958, check here <input type="checkbox"/>				
	and complete lines 29 through 33.				
	29	Capital stock or trust principal, or current funds		29	
30	Paid-in or capital surplus, or land, building, or equipment fund		30		
31	Retained earnings, endowment, accumulated income, or other funds		31		
32	Total net assets or fund balances	8,315,293	32	8,596,176	
33	Total liabilities and net assets/fund balances	8,414,686	33	8,724,246	

Part XI Reconciliation of Net Assets

Check if Schedule O contains a response or note to any line in this Part XI

1	Total revenue (must equal Part VIII, column (A), line 12)	1	2,225,645
2	Total expenses (must equal Part IX, column (A), line 25)	2	2,019,110
3	Revenue less expenses. Subtract line 2 from line 1	3	206,535
4	Net assets or fund balances at beginning of year (must equal Part X, line 32, column (A))	4	8,315,293
5	Net unrealized gains (losses) on investments	5	74,348
6	Donated services and use of facilities	6	
7	Investment expenses	7	
8	Prior period adjustments	8	
9	Other changes in net assets or fund balances (explain on Schedule O)	9	
10	Net assets or fund balances at end of year. Combine lines 3 through 9 (must equal Part X, line 32, column (B))	10	8,596,176

Part XII Financial Statements and Reporting

Check if Schedule O contains a response or note to any line in this Part XII

		Yes	No
1	Accounting method used to prepare the Form 990: <input type="checkbox"/> Cash <input checked="" type="checkbox"/> Accrual <input type="checkbox"/> Other If the organization changed its method of accounting from a prior year or checked "Other," explain on Schedule O.		
2a	Were the organization's financial statements compiled or reviewed by an independent accountant? If "Yes," check a box below to indicate whether the financial statements for the year were compiled or reviewed on a separate basis, consolidated basis, or both. <input type="checkbox"/> Separate basis <input type="checkbox"/> Consolidated basis <input type="checkbox"/> Both consolidated and separate basis		X
b	Were the organization's financial statements audited by an independent accountant? If "Yes," check a box below to indicate whether the financial statements for the year were audited on a separate basis, consolidated basis, or both. <input checked="" type="checkbox"/> Separate basis <input type="checkbox"/> Consolidated basis <input type="checkbox"/> Both consolidated and separate basis	X	
c	If "Yes" to line 2a or 2b, does the organization have a committee that assumes responsibility for oversight of the audit, review, or compilation of its financial statements and selection of an independent accountant? If the organization changed either its oversight process or selection process during the tax year, explain on Schedule O.	X	
3a	As a result of a federal award, was the organization required to undergo an audit or audits as set forth in the Uniform Guidance, 2 C.F.R. Part 200, Subpart F?		X
b	If "Yes," did the organization undergo the required audit or audits? If the organization did not undergo the required audit or audits, explain why on Schedule O and describe any steps taken to undergo such audits		

Supplemental Financial Statements

Complete if the organization answered "Yes" on Form 990, Part IV, line 6, 7, 8, 9, 10, 11a, 11b, 11c, 11d, 11e, 11f, 12a, or 12b. Attach to Form 990.

Go to www.irs.gov/Form990 for instructions and the latest information.

Open to Public Inspection

Name of the organization

Employer identification number

WILLOWSFORD CONSERVANCY, INC

45-0609461

Part I Organizations Maintaining Donor Advised Funds or Other Similar Funds or Accounts

Complete if the organization answered "Yes" on Form 990, Part IV, line 6.

Table with 2 columns: (a) Donor advised funds, (b) Funds and other accounts. Rows include: 1 Total number at end of year, 2 Aggregate value of contributions to (during year), 3 Aggregate value of grants from (during year), 4 Aggregate value at end of year, 5 Did the organization inform all donors and donor advisors in writing that the assets held in donor advised funds are the organization's property, subject to the organization's exclusive legal control?, 6 Did the organization inform all grantees, donors, and donor advisors in writing that grant funds can be used only for charitable purposes and not for the benefit of the donor or donor advisor, or for any other purpose conferring impermissible private benefit?

Part II Conservation Easements

Complete if the organization answered "Yes" on Form 990, Part IV, line 7.

Table with 2 columns: Held at the End of the Tax Year. Rows include: 1 Purpose(s) of conservation easements held by the organization (check all that apply), 2 Complete lines 2a through 2d if the organization held a qualified conservation contribution in the form of a conservation easement on the last day of the tax year, 3 Number of conservation easements modified, transferred, released, extinguished, or terminated by the organization during the tax year, 4 Number of states where property subject to conservation easement is located, 5 Does the organization have a written policy regarding the periodic monitoring, inspection, handling of violations, and enforcement of the conservation easements it holds?, 6 Staff and volunteer hours devoted to monitoring, inspecting, handling of violations, and enforcing conversation easements during the year, 7 Amount of expenses incurred in monitoring, inspecting, handling of violations, and enforcing conservation easements during the year, 8 Does each conservation easement reported on line 2d above satisfy the requirements of section 170(h)(4)(B) (i) and section 170(h)(4)(B)(ii)?, 9 In Part XIII, describe how the organization reports conservation easements in its revenue and expense statement and balance sheet, and include, if applicable, the text of the footnote to the organization's financial statements that describes the organization's accounting for conservation easements.

Part III Organizations Maintaining Collections of Art, Historical Treasures, or Other Similar Assets

Complete if the organization answered "Yes" on Form 990, Part IV, line 8.

Table with 2 columns: Revenue and Assets. Rows include: 1a If the organization elected, as permitted under FASB ASC 958, not to report in its revenue statement and balance sheet works of art, historical treasures, or other similar assets held for public exhibition, education, or research in furtherance of public service, provide in Part XIII the text of the footnote to its financial statements that describes these items., 1b If the organization elected, as permitted under FASB ASC 958, to report in its revenue statement and balance sheet works of art, historical treasures, or other similar assets held for public exhibition, education, or research in furtherance of public service, provide the following amounts relating to these items., 2 If the organization received or held works of art, historical treasures, or other similar assets for financial gain, provide the following amounts required to be reported under FASB ASC 958 relating to these items.

Part III Organizations Maintaining Collections of Art, Historical Treasures, or Other Similar Assets *(continued)*

3 Using the organization's acquisition, accession, and other records, check any of the following that make significant use of its collection items (check all that apply).

- a** Public exhibition
- b** Scholarly research
- c** Preservation for future generations
- d** Loan or exchange program
- e** Other

4 Provide a description of the organization's collections and explain how they further the organization's exempt purpose in Part XIII.

5 During the year, did the organization solicit or receive donations of art, historical treasures, or other similar assets to be sold to raise funds rather than to be maintained as part of the organization's collection? Yes No

Part IV Escrow and Custodial Arrangements

Complete if the organization answered "Yes" on Form 990, Part IV, line 9, or reported an amount on Form 990, Part X, line 21.

1a Is the organization an agent, trustee, custodian or other intermediary for contributions or other assets not included on Form 990, Part X? Yes No

b If "Yes," explain the arrangement in Part XIII and complete the following table.

- c** Beginning balance
- d** Additions during the year
- e** Distributions during the year
- f** Ending balance

	Amount
1c	
1d	
1e	
1f	

2a Did the organization include an amount on Form 990, Part X, line 21, for escrow or custodial account liability? Yes No

b If "Yes," explain the arrangement in Part XIII. Check here if the explanation has been provided in Part XIII

Part V Endowment Funds

Complete if the organization answered "Yes" on Form 990, Part IV, line 10.

	(a) Current year	(b) Prior year	(c) Two years back	(d) Three years back	(e) Four years back
1a Beginning of year balance	1,285,512	992,949	1,197,650	1,047,341	
b Contributions		150,000			1,000,000
c Net investment earnings, gains, and losses	155,092	184,176	-204,701	150,309	47,341
d Grants or scholarships					
e Other expenditures for facilities and programs	55,030	41,612			
f Administrative expenses					
g End of year balance	1,385,574	1,285,512	992,949	1,197,650	1,047,341

2 Provide the estimated percentage of the current year end balance (line 1g, column (a)) held as:

- a** Board designated or quasi-endowment %
- b** Permanent endowment %
- c** Term endowment **100.00** %

The percentages on lines 2a, 2b, and 2c should equal 100%.

3a Are there endowment funds not in the possession of the organization that are held and administered for the organization by:

	Yes	No
(i) Unrelated organizations?		X
(ii) Related organizations?		X
b If "Yes" on line 3a(ii), are the related organizations listed as required on Schedule R?		

4 Describe in Part XIII the intended uses of the organization's endowment funds.

Part VI Land, Buildings, and Equipment

Complete if the organization answered "Yes" on Form 990, Part IV, line 11a. See Form 990, Part X, line 10.

Description of property	(a) Cost or other basis (investment)	(b) Cost or other basis (other)	(c) Accumulated depreciation	(d) Book value
1a Land		4,330,121		4,330,121
b Buildings		2,645,334	983,345	1,661,989
c Leasehold improvements				
d Equipment		956,784	725,102	231,682
e Other		449,567	393,306	56,261
Total. Add lines 1a through 1e. (Column (d) must equal Form 990, Part X, line 10c, column (B))				6,280,053

Part VII Investments – Other Securities

Complete if the organization answered "Yes" on Form 990, Part IV, line 11b. See Form 990, Part X, line 12.

(a) Description of security or category (including name of security)	(b) Book value	(c) Method of valuation: Cost or end-of-year market value
(1) Financial derivatives		
(2) Closely held equity interests		
(3) Other		
(A)		
(B)		
(C)		
(D)		
(E)		
(F)		
(G)		
(H)		
Total. (Column (b) must equal Form 990, Part X, line 12, col. (B))		

Part VIII Investments – Program Related

Complete if the organization answered "Yes" on Form 990, Part IV, line 11c. See Form 990, Part X, line 13.

(a) Description of investment	(b) Book value	(c) Method of valuation: Cost or end-of-year market value
(1)		
(2)		
(3)		
(4)		
(5)		
(6)		
(7)		
(8)		
(9)		
Total. (Column (b) must equal Form 990, Part X, line 13, col. (B))		

Part IX Other Assets

Complete if the organization answered "Yes" on Form 990, Part IV, line 11d. See Form 990, Part X, line 15.

(a) Description	(b) Book value
(1)	
(2)	
(3)	
(4)	
(5)	
(6)	
(7)	
(8)	
(9)	
Total. (Column (b) must equal Form 990, Part X, line 15, col. (B))	

Part X Other Liabilities

Complete if the organization answered "Yes" on Form 990, Part IV, line 11e or 11f. See Form 990, Part X, line 25.

1. (a) Description of liability	(b) Book value
(1) Federal income taxes	
(2)	
(3)	
(4)	
(5)	
(6)	
(7)	
(8)	
(9)	
Total. (Column (b) must equal Form 990, Part X, line 25, col. (B))	

2. Liability for uncertain tax positions. In Part XIII, provide the text of the footnote to the organization's financial statements that reports the organization's liability for uncertain tax positions under FASB ASC 740. Check here if the text of the footnote has been provided in Part XIII

Part XI Reconciliation of Revenue per Audited Financial Statements With Revenue per Return

Complete if the organization answered "Yes" on Form 990, Part IV, line 12a.

1	Total revenue, gains, and other support per audited financial statements		1	2,483,281
2	Amounts included on line 1 but not on Form 990, Part VIII, line 12:			
a	Net unrealized gains (losses) on investments	2a	74,348	
b	Donated services and use of facilities	2b		
c	Recoveries of prior year grants	2c		
d	Other (Describe in Part XIII.)	2d	183,288	
e	Add lines 2a through 2d		2e	257,636
3	Subtract line 2e from line 1		3	2,225,645
4	Amounts included on Form 990, Part VIII, line 12, but not on line 1:			
a	Investment expenses not included on Form 990, Part VIII, line 7b	4a		
b	Other (Describe in Part XIII.)	4b		
c	Add lines 4a and 4b		4c	
5	Total revenue. Add lines 3 and 4c. (This must equal Form 990, Part I, line 12.)		5	2,225,645

Part XII Reconciliation of Expenses per Audited Financial Statements With Expenses per Return

Complete if the organization answered "Yes" on Form 990, Part IV, line 12a.

1	Total expenses and losses per audited financial statements		1	2,202,398
2	Amounts included on line 1 but not on Form 990, Part IX, line 25:			
a	Donated services and use of facilities	2a		
b	Prior year adjustments	2b		
c	Other losses	2c		
d	Other (Describe in Part XIII.)	2d	183,288	
e	Add lines 2a through 2d		2e	183,288
3	Subtract line 2e from line 1		3	2,019,110
4	Amounts included on Form 990, Part IX, line 25, but not on line 1:			
a	Investment expenses not included on Form 990, Part VIII, line 7b	4a		
b	Other (Describe in Part XIII.)	4b		
c	Add lines 4a and 4b		4c	
5	Total expenses. Add lines 3 and 4c. (This must equal Form 990, Part I, line 18.)		5	2,019,110

Part XIII Supplemental Information

Provide the descriptions required for Part II, lines 3, 5, and 9; Part III, lines 1a and 4; Part IV, lines 1b and 2b; Part V, line 4; Part X, line 2; Part XI, lines 2d and 4b; and Part XII, lines 2d and 4b. Also complete this part to provide any additional information.

PART V, LINE 4 - INTENDED USES FOR ENDOWMENT FUNDS

THE ENDOWMENT IS INTENDED TO OPERATE AS A FOUNDATION FOR THE FUTURE OF THE CONSERVANCY - UNDER CIRCUMSTANCES OUTLINED IN THE GOVERNING DOCUMENTS, THE BOARD CAN ADDRESS SHORT-TERM CONSERVATION PROJECTS.

PART X - FIN 48 FOOTNOTE

THE ORGANIZATION ADOPTED THE GUIDANCE UNDER ASC TOPIC 740, ACCOUNTING FOR UNCERTAINTY IN INCOME TAXES. MANAGEMENT HAS EVALUATED THE ORGANIZATION'S TAX POSITIONS AND CONCLUDED THAT THE ORGANIZATION HAS TAKEN NO UNCERTAIN TAX PROVISIONS THAT WOULD REQUIRE ADJUSTMENT TO, OR DISCLOSURE IN, THE FINANCIAL STATEMENTS TO COMPLY WITH THE PROVISIONS OF THE GUIDANCE.

PART XI, LINE 2D - REVENUE AMOUNTS INCLUDED IN FINANCIALS - OTHER

RENTAL EXPENSES NETTED AGAINST RENTAL INCOME	\$	49,287
COST OF GOODS SOLD NETTED AGAINST SALES INCOME	\$	134,001

PART XII, LINE 2D - EXPENSE AMOUNTS INCLUDED IN FINANCIALS - OTHER

COST OF GOODS SOLD NETTED AGAINST SALES INCOME	\$	134,001
RENTAL EXPENSES NETTED AGAINST RENTAL INCOME	\$	49,287

Part XIII Supplemental Information *(continued)*

SCHEDULE J

(Form 990)

(Rev. December 2024)

Department of the Treasury
Internal Revenue Service

Name of the organization

Compensation Information

For certain Officers, Directors, Trustees, Key Employees, and Highest
Compensated Employees
Complete if the organization answered "Yes" on Form 990, Part IV, line 23.
Attach to Form 990.
Go to www.irs.gov/Form990 for instructions and the latest information.

OMB No. 1545-0047

Open to Public
Inspection

WILLOWSFORD CONSERVANCY, INC

Employer identification number

45-0609461

Part I Questions Regarding Compensation

1a Check the appropriate box(es) if the organization provided any of the following to or for a person listed on Form 990, Part VII, Section A, line 1a. Complete Part III to provide any relevant information regarding these items.

- | | |
|--|--|
| <input type="checkbox"/> First-class or charter travel | <input type="checkbox"/> Housing allowance or residence for personal use |
| <input type="checkbox"/> Travel for companions | <input type="checkbox"/> Payments for business use of personal residence |
| <input type="checkbox"/> Tax indemnification and gross-up payments | <input type="checkbox"/> Health or social club dues or initiation fees |
| <input type="checkbox"/> Discretionary spending account | <input type="checkbox"/> Personal services (such as maid, chauffeur, chef) |

b If any of the boxes on line 1a are checked, did the organization follow a written policy regarding payment or reimbursement or provision of all of the expenses described above? If "No," complete Part III to explain

2 Did the organization require substantiation prior to reimbursing or allowing expenses incurred by all directors, trustees, and officers, including the CEO/Executive Director, regarding the items checked on line 1a?

3 Indicate which, if any, of the following the organization used to establish the compensation of the organization's CEO/Executive Director. Check all that apply. Do not check any boxes for methods used by a related organization to establish compensation of the CEO/Executive Director, but explain in Part III.

- | | |
|---|---|
| <input type="checkbox"/> Compensation committee | <input checked="" type="checkbox"/> Written employment contract |
| <input type="checkbox"/> Independent compensation consultant | <input type="checkbox"/> Compensation survey or study |
| <input checked="" type="checkbox"/> Form 990 of other organizations | <input checked="" type="checkbox"/> Approval by the board or compensation committee |

4 During the year, did any person listed on Form 990, Part VII, Section A, line 1a, with respect to the filing organization or a related organization:

- a** Receive a severance payment or change-of-control payment?
- b** Participate in or receive payment from a supplemental nonqualified retirement plan?
- c** Participate in or receive payment from an equity-based compensation arrangement?
- If "Yes" to any of lines 4a–c, list the persons and provide the applicable amounts for each item in Part III.

Only section 501(c)(3), 501(c)(4), and 501(c)(29) organizations must complete lines 5–9.

5 For persons listed on Form 990, Part VII, Section A, line 1a, did the organization pay or accrue any compensation contingent on the revenues of:

- a** The organization?
- b** Any related organization?
- If "Yes" on line 5a or 5b, describe in Part III.

6 For persons listed on Form 990, Part VII, Section A, line 1a, did the organization pay or accrue any compensation contingent on the net earnings of:

- a** The organization?
- b** Any related organization?
- If "Yes" on line 6a or 6b, describe in Part III.

7 For persons listed on Form 990, Part VII, Section A, line 1a, did the organization provide any nonfixed payments not described on lines 5 and 6? If "Yes," describe in Part III

8 Were any amounts reported on Form 990, Part VII, paid or accrued pursuant to a contract that was subject to the initial contract exception described in Regulations section 53.4958-4(a)(3)? If "Yes," describe in Part III

9 If "Yes" on line 8, did the organization also follow the rebuttable presumption procedure described in Regulations section 53.4958-6(c)?

	Yes	No
1b		
2		
4a		X
4b		X
4c		X
5a		X
5b		X
6a		X
6b		X
7		X
8		X
9		

Part II Officers, Directors, Trustees, Key Employees, and Highest Compensated Employees. Use duplicate copies if additional space is needed.

For each individual whose compensation must be reported on Schedule J, report compensation from the organization on row (i) and from related organizations, described in the instructions, on row (ii). Do not list any individuals that aren't listed on Form 990, Part VII.

Note: The sum of columns (B)(i)-(iii) for each listed individual must equal the total amount of Form 990, Part VII, Section A, line 1a, applicable column (D) and (E) amounts for that individual.

(A) Name and Title	(B) Breakdown of W2 and/or 1099-MISC and/or 1099-NEC compensation			(C) Retirement and other deferred compensation	(D) Nontaxable benefits	(E) Total of columns (B)(i)-(D)	(F) Compensation in column (B) reported as deferred on prior Form 990
	(i) Base compensation	(ii) Bonus & incentive compensation	(iii) Other reportable compensation				
1 SOPHIE LAMBERT EXECUTIVE DIRECTOR	(i) 143,036 (ii) 0	15,000 0	294 0	6,000 0	35,716 0	200,046 0	0 0
2 ANDREW DUNHAM FARM MANAGER	(i) 95,851 (ii) 0	10,092 0	18,294 0	4,441 0	30,446 0	159,124 0	0 0
3							
4							
5							
6							
7							
8							
9							
10							
11							
12							
13							
14							
15							
16							

Part III Supplemental Information

Provide the information, explanation, or descriptions required for Part I, lines 1a, 1b, 3, 4a, 4b, 4c, 5a, 5b, 6a, 6b, 7, and 8, and for Part II. Also complete this part for any additional information.

Area with horizontal dotted lines for supplemental information.

**SCHEDULE O
(Form 990)**

(Rev. December 2024)

Department of the Treasury
Internal Revenue Service

Supplemental Information to Form 990 or 990-EZ

Complete to provide information for responses to specific questions on
Form 990 or 990-EZ or to provide any additional information.

Attach to Form 990 or Form 990-EZ.

Go to www.irs.gov/Form990 for instructions and the latest information.

OMB No. 1545-0047

**Open to Public
Inspection**

Name of the organization

WILLOWSFORD CONSERVANCY, INC

Employer identification number

45-0609461

FORM 990, PART III, LINE 4A - FIRST ACCOMPLISHMENT

WILLOWSFORD CONSERVANCY IS THE STEWARD OF OVER 2,300 ACRES OF OPEN SPACE, SET ASIDE FOR CONSERVATION, RECREATION, EDUCATION, AND AGRICULTURAL USE.

FRESH FOOD PRODUCTION FROM SUSTAINABLE AND ORGANIC FARMING; RECREATION OPPORTUNITIES THROUGH ACCESS TO NATURE TRAILS, CAMPSITES, FORESTS AND WETLANDS THAT SUPPORT DIVERSE NATIVE WILDLIFE AND VEGETATION; AND THE CONSERVANCY'S LAND STEWARDSHIP PROGRAMS-INCLUDING HABITAT RESTORATION, WILDLIFE MANAGEMENT, AND INVASIVE SPECIES CONTROL-CONTRIBUTE POSITIVELY TO THE REGION'S QUALITY OF LIFE. ALL OF THESE PROGRAMS ARE BROUGHT TO LIFE FOR RESIDENTS AND THE GREATER COMMUNITY THROUGH EVENTS AND EDUCATIONAL OFFERINGS AS WELL AS FREQUENT VOLUNTEER OPPORTUNITIES.

IN 2024, 288 VOLUNTEERS SUPPORTED THE LAND STEWARDSHIP TEAM'S EFFORTS TO REMOVE INVASIVE SPECIES, CLEAR TRAILS, AND MONITOR STREAMS, BLUE BIRDS AND OTHER WILDLIFE (784 HOURS). AN ADDITIONAL 106 VOLUNTEERS SUPPORTED THE FARM TEAM'S EFFORTS THROUGH EGG WASHING, CSA SHARE PACKING, AND CSA PICK UP AMONGST OTHER ACTIVITIES (1,565 HOURS). OUR BOARD AND OTHER VOLUNTEERS SUPPORTED MORE GENERAL PROGRAMS (OVER 500 HOURS).

FARMING

IN SUPPORT OF ITS MISSION FOR LONG-TERM PROTECTION AND VIABLE USE OF THE LAND, THE CONSERVANCY FOLLOWS ORGANIC FARMING PRACTICES THAT ENHANCE THE ECOLOGICAL RESOURCES OF THE LAND AND ARE INTEGRATED WITH THE RESIDENTIAL LIFE OF THE COMMUNITY, EDUCATION, AND CONSERVATION ACTIVITIES. SUSTAINABLE AGRICULTURE PROVIDES FRESH, NOURISHING FOOD FOR WILLOWSFORD RESIDENTS AND THE LOCAL COMMUNITY, AND SUPPORTS THE CONSERVANCY'S CONSERVATION EFFORTS. THE FARM ALSO PLAYS AN ACTIVE ROLE IN THE GREATER COMMUNITY, SUPPORTING LOCAL AGRICULTURE AND ARTISANAL FOOD PRODUCTION, FOOD LITERACY, HEALTHY NUTRITION, AND A VIBRANT PLACE FOR BUILDING COMMUNITY.

IN 2024, WILLOWSFORD FARM SOLD JUST OVER 400 UNIQUE SHARES IN ITS COMMUNITY SUPPORTED AGRICULTURE (CSA) PROGRAM, INCLUDING VEGETABLES, EGGS, AND FLOWERS, IN ADDITION TO SUPPORTING FAMILIES THROUGH AN ONLINE FARM STORE PLATFORM. ABOUT ONE THIRD OF THE CSA MEMBERS CONTINUE TO BE NON-RESIDENTS FROM OUTSIDE WILLOWSFORD. WHILE MANY CUSTOMERS PICK UP AT OUR TWO LOCATIONS, THE FARM ALSO USES A REFRIGERATED DELIVERY VAN TO BRING CSA SHARES AND ITEMS PURCHASED FROM THE ONLINE STORE DIRECTLY TO PEOPLES' DOORSTEPS.

EACH YEAR, THE FARM SUPPORTS FOOD PANTRIES TO SUPPORT FAMILIES IN OUR COMMUNITY EXPERIENCING FOOD INSECURITY. IN 2024, THE FARM DONATED EXCESS PRODUCE AND EGGS TO LOUDOUN HUNGER RELIEF AND DULLES SOUTH FOOD PANTRY - TWO LOCAL NON-PROFIT ORGANIZATIONS - DURING THE PEAK GROWING SEASON. CUSTOMERS WHO WERE ON VACATION OR NOT ABLE TO PICK UP THEIR SHARE COULD CHOOSE TO DONATE THEIR SHARE. THE TOTAL AMOUNT DONATED IN 2024 TOTALED OVER 11,000 POUNDS.

FARM VOLUNTEER OPPORTUNITIES AND PROGRAM ACTIVITIES ENCOURAGE FAMILIES TO

**SCHEDULE O
(Form 990)**

(Rev. December 2024)

Department of the Treasury
Internal Revenue Service

Supplemental Information to Form 990 or 990-EZ

Complete to provide information for responses to specific questions on
Form 990 or 990-EZ or to provide any additional information.

Attach to Form 990 or Form 990-EZ.

Go to www.irs.gov/Form990 for instructions and the latest information.

OMB No. 1545-0047

**Open to Public
Inspection**

Name of the organization

WILLOWSFORD CONSERVANCY, INC

Employer identification number

45-0609461

ENGAGE HANDS-ON AND LEARN ABOUT SUSTAINABLE AGRICULTURE AND FOOD PRODUCTION. THE FARM HOSTS VOLUNTEER ACTIVITIES AS NOTED ABOVE, BUT ALSO HOLDS PROGRAMS SUCH AS THOSE FOCUSED ON NUTRITION AND CULINARY ARTS, IN PARTNERSHIP WITH THE HOA'S CHEF, AND LEADS WAGON FARM TOURS. TWO SCHOOL FIELD TRIPS WERE HELD AT THE FARM. THE FARM STAND HOSTED A LARGE HARVEST-THEMED FESTIVAL AND MARKET IN OCTOBER 2024 WHICH HAS BECOME A POPULAR ANNUAL EVENT. A NEW EVENT IN 2024, WERE FOUR CARROT HARVESTING SESSIONS WHERE VOLUNTEERS WORKED WITH OUR FARM TEAM.

LAND STEWARDSHIP

THE LAND STEWARDSHIP PROGRAM COLLABORATES WITH OTHER NON-PROFITS AND GOVERNMENT AGENCIES TO CARRY OUT CONSERVATION PROJECTS TO BENEFIT THE LOCAL ECOSYSTEM AND ALSO TO EDUCATE THE PUBLIC AND RESIDENTS ABOUT CONSERVATION EFFORTS. THE CONSERVANCY CONTINUES TO OFFER HANDS-ON, SITE-SPECIFIC EDUCATION PROGRAMS AND EVENTS FOR ADULTS AND CHILDREN RELATED TO ENVIRONMENTAL STEWARDSHIP, LAND CONSERVATION, AND RESPONSIBLE OUTDOOR RECREATION. THROUGH THESE ACTIVITIES, THE CONSERVANCY AIMS TO FACILITATE INFORMED DECISION-MAKING AND INSPIRE PEOPLE TO BECOME LIFELONG ADVOCATES FOR ENVIRONMENTAL SUSTAINABILITY, CONSERVATION AND HEALTHY LIFESTYLES.

WILLOWSFORD CONSERVANCY OFFERS OUTDOOR ENVIRONMENTAL EDUCATION PROGRAMS FOR ALL AGES TO CULTIVATE CITIZEN STEWARDSHIP, ENVIRONMENTAL LITERACY AND A DEEP EMOTIONAL CONNECTION TO THE NATURAL WORLD. PROVIDING RESIDENTS WITH RESOURCES TO CREATE AND MANAGE ENVIRONMENTALLY FRIENDLY HOME LANDSCAPES CONTRIBUTES POSITIVELY TO OVERALL HABITAT HEALTH AND CONNECTIVITY NOT ONLY AT WILLOWSFORD, BUT IN THE REGION.

THROUGH PARTNERSHIPS WITH ORGANIZATIONS INCLUDING BANSHEE REEKS NATURE PRESERVE, LOUDOUN WILDLIFE CONSERVANCY (LWC), BLUE RIDGE WILDLIFE CENTER, PIEDMONT ENVIRONMENTAL COUNCIL AND OTHERS, THE CONSERVANCY RECEIVES INSIGHTS AND BUILDS EXPERTISE ON HOW IT CAN BEST PROMOTE NATIVE HABITAT AND WILDLIFE IN THE COMMUNITY. AN IMPORTANT AREA OF LAND STEWARDSHIP IS REFORESTATION AND HABITAT IMPROVEMENT TO ASSURE HEALTHY FOREST CONTINUE TO FLOURISH AT WILLOWSFORD. THE CONSERVANCY ALSO IS WORKING TO RESTORE GRASSLANDS AND WETLANDS.

WITH LWC, THE EASTERN BLUEBIRD NEST BOX MONITORING PROGRAM CONTINUED IN 2024 WITH OUR TWO EXISTING NESTING BOX TRAILS IN THE GRANGE AND GROVE VILLAGES AND NEW TRAILS ADDED SO THAT NOW THE GREENS AND GRANT ALSO INCLUDE A TRAIL. THIS PROGRAM IS A GREAT WAY FOR PEOPLE TO LEARN ABOUT LOCAL CAVITY NESTERS, AND TO SUPPORT NATIVE SONGBIRDS WITH HABITAT AND NESTING SITES. RESIDENTS VOLUNTEERED THEIR TIME MONITORING AND MAINTAINING THE NESTING BOXES AND TRAIL LOOPS. 65 BLUEBIRDS FLEDGED IN 2024.

PROGRAMS & EVENTS

IN 2024, THE CONSERVANCY OFFERED OVER 40 PROGRAMS SERVING MORE THAN 1,387 INDIVIDUALS. THE EVENTS BROUGHT COMMUNITY MEMBERS TO THE FARM, OUT IN NATURE WITH OUR LAND STEWARDSHIP TEAM, AND WITH PARTNER ORGANIZATIONS.

**SCHEDULE O
(Form 990)**

(Rev. December 2024)

Department of the Treasury
Internal Revenue Service

Supplemental Information to Form 990 or 990-EZ

Complete to provide information for responses to specific questions on
Form 990 or 990-EZ or to provide any additional information.

Attach to Form 990 or Form 990-EZ.

Go to www.irs.gov/Form990 for instructions and the latest information.

OMB No. 1545-0047

**Open to Public
Inspection**

Name of the organization

WILLOWSFORD CONSERVANCY, INC

Employer identification number

45-0609461

KEY EDUCATIONAL PROGRAMS LED BY THE LAND TEAM OFTEN WITH PARTNER NATURALISTS OR PARTNERS INCLUDED A BUTTERFLY WALK, AMPHIBIAN WALK, AN EARTH DAY EVENT, AND FISHING CLASSES. WHILE THE FARM-RELATED PROGRAMS INCLUDED FARM TOURS, AND VISITS FROM THE STUDENTS PARTICIPATING IN THE HOA CULINARY PROGRAM. ACTIVITIES AT THE FARM STAND INCLUDED AN OPENING DAY KICK OFF, A BACK TO SCHOOL EVENT, HARVEST MARKET, AND MONTHLY WAGON RIDE FARM TOURS. IN ADDITION, MULTIPLE VOLUNTEER EVENTS WERE HELD THROUGHOUT THE YEAR WITH OPPORTUNITIES TO VOLUNTEER WITH WILLOWSFORD FARM AND THE LAND STEWARDSHIP TEAM. A NOTABLE VOLUNTEER EVENT WAS THE LET'S TALK TRASH EVENT WHERE COMMUNITY MEMBERS PICKED UP TRASH THROUGHOUT THE NEIGHBORHOOD.

THE 2023-24 SEASON OF THE CONSERVANCY DEER MANAGEMENT PROGRAM SUCCESSFULLY ENDED ON JANUARY 6, 2024. COMPLETING ITS 8TH YEAR, THE PROGRAM HAS AN EXCELLENT SAFETY AND HARVEST RECORD. A TOTAL OF 135 DEER WERE HARVESTED THIS SEASON (COMPARED TO 125 LAST YEAR), WITH 123 BEING ANTLERLESS AND 12 ANTLERED DEER. 43% OF DEER HARVESTED IN THE 2023-24 SEASON WERE BY ARCHERY COMPARED TO 47% LAST YEAR.

OUTDOOR RECREATION

OUTDOOR RECREATION PROGRAMS AND EVENTS ENRICH WILLOWSFORD'S SENSE OF COMMUNITY AND HEALTHY LIFESTYLE. THE CONSERVANCY CONTINUES TO MAKE SIGNIFICANT INVESTMENTS IN THE CONSTRUCTION AND MANAGEMENT OF THE TRAIL SYSTEM, WHICH INCLUDES 40 MILES OF NATURALIZED TRAILS FOR RECREATIONAL AND EDUCATIONAL USE. THE IMPROVEMENTS INCLUDED SIGNAGE, MAPS AND SMART PHONE APP FOR ORIENTATION AND INFORMATION, GUIDED TRAIL WALKS, AND AMENITIES THAT FACILITATE THE USE OF THE TRAILS.

CONSERVANCY AMENITIES, INCLUDING THE HIDDEN MEADOW EVENT FIELD & GROUP CAMPSITE, CEDAR POND PAVILION, A RECREATIONAL ARCHERY RANGE, AND THE GRANT CAMPSITE. THEY ALL PROVIDE OPPORTUNITIES AND VENUES FOR OUTDOOR RECREATION, COMMUNITY ENGAGEMENT AND EDUCATION, ENCOURAGING FAMILIES TO CAMP, HIKE, BIKE, OBSERVE WILDLIFE, AND EXPLORE THE OUTDOORS.

THE CONSERVANCY PARTNERS WITH LOCAL CHAPTERS OF BOY SCOUTS OF AMERICA AND GIRL SCOUTS OF THE USA TO PROMOTE OUTDOOR ETHICS AND CONSERVATION. ONE OF THE MAIN TENETS IN SCOUTING IS TO GIVE BACK TO THE COMMUNITY IN THE FORM OF SERVICE. THE CONSERVANCY TEAMS UP WITH THE SCOUTS TO PROVIDE OPPORTUNITIES TO PERFORM TRAIL MAINTENANCE, WILDLIFE HABITAT RESTORATION AND CONSERVATION PROJECTS.

OPERATIONS

STAFF COMPLETED DETAILED FACILITY PLANS TO GUIDE HOW TO BEST IMPLEMENT THE ORGANIZATION'S STRATEGIC PLAN OVER THE NEXT FEW YEARS. THIS INCLUDES HOW TO CONSIDER FUTURE INFRASTRUCTURE AND EQUIPMENT INVESTMENT THAT WILL INCREASE EFFICIENCY, SAFETY, AND IMPACT FOR BOTH THE FARM AND LAND STEWARDSHIP TEAMS. A NEW FARMER STARTED IN THE SPRING, A BUSINESS MANAGER STARTED IN NOVEMBER, AND THE LAND STEWARDSHIP MANAGER LEFT THE ORGANIZATION IN

**SCHEDULE O
(Form 990)**

(Rev. December 2024)

Department of the Treasury
Internal Revenue Service

Supplemental Information to Form 990 or 990-EZ

Complete to provide information for responses to specific questions on
Form 990 or 990-EZ or to provide any additional information.

Attach to Form 990 or Form 990-EZ.

Go to www.irs.gov/Form990 for instructions and the latest information.

OMB No. 1545-0047

**Open to Public
Inspection**

Name of the organization

WILLOWSFORD CONSERVANCY, INC

Employer identification number

45-0609461

DECEMBER.

ONE NEW BOARD MEMBER JOINED THE BOARD MID YEAR AND ONE MEMBER LEFT IN DECEMBER. THE BOARD SPENT CONSIDERABLE TIME EVALUATING HOW TO BEST RAISE REVENUE FOR THE ORGANIZATION AND IMPLEMENTATION OF THE STRATEGIC PLAN.

FORM 990, PART VI, LINE 11B - ORGANIZATION'S PROCESS TO REVIEW FORM 990 THE ORGANIZATION ENGAGES A PAID PREPARER EXPERIENCED IN THE PREPARATION OF THE FORM 990 TO PREPARE THE FORM. THE ORGANIZATION'S TREASURER REVIEWS THE RETURN AS PREPARED BY THE PREPARER. A COPY OF THE RETURN IS THEN PROVIDED TO ALL MEMBERS OF THE BOARD OF TRUSTEES PRIOR TO FILING.

FORM 990, PART VI, LINE 18 - NO PUBLIC DISCLOSURE EXPLANATION THE ORGANIZATION'S GOVERNING DOCUMENTS AND FINANCIAL STATEMENTS ARE AVAILABLE TO THE GENERAL PUBLIC UPON REQUEST.

FORM 990, PART VI, LINE 19 - GOVERNING DOCUMENTS DISCLOSURE EXPLANATION FINANCIAL STATEMENTS ARE AVAILABLE TO THE GENERAL PUBLIC UPON REQUEST.

FORM 990, PART XI, LINE 9 - OTHER CHANGES IN NET ASSETS EXPLANATION	
RENTAL EXPENSES NETTED AGAINST RENTAL INCOME	\$ 49,287
COST OF GOODS SOLD NETTED AGAINST SALES INCOME	\$ 134,001
COST OF GOODS SOLD NETTED AGAINST SALES INCOME	\$ -134,001
RENTAL EXPENSES NETTED AGAINST RENTAL INCOME	\$ -49,287

FORM 990, PART XII, LINE 2C - CHANGE IN FINANCIAL REVIEW PROCESS 2020 WAS THE FIRST YEAR THAT AN INDEPENDENT AUDIT WAS COMPLETED. A FINANCE COMMITTEE WAS SET UP. THE FINANCE COMMITTEE IS CHARGED WITH SUPERVISING AND REVIEWING THE AUDIT.

**SCHEDULE R
(Form 990)**

(Rev. December 2024)

Department of the Treasury
Internal Revenue Service

Name of the organization

Related Organizations and Unrelated Partnerships

Complete if the organization answered "Yes" on Form 990, Part IV, line 33, 34, 35b, 36, or 37.
Attach to Form 990.

Go to www.irs.gov/Form990 for instructions and the latest information.

OMB No. 1545-0047

**Open to Public
Inspection**

Employer identification number

45-0609461

WILLOWSFORD CONSERVANCY, INC

Part I Identification of Disregarded Entities. Complete if the organization answered "Yes" on Form 990, Part IV, line 33.

	(a) Name, address, and EIN (if applicable) of disregarded entity	(b) Primary activity	(c) Legal domicile (state or foreign country)	(d) Total income	(e) End-of-year assets	(f) Direct controlling entity
(1)					
(2)					
(3)					
(4)					
(5)					

Part II Identification of Related Tax-Exempt Organizations. Complete if the organization answered "Yes" on Form 990, Part IV, line 34, because it had one or more related tax-exempt organizations during the tax year.

	(a) Name, address, and EIN of related organization	(b) Primary activity	(c) Legal domicile (state or foreign country)	(d) Exempt Code section	(e) Public charity status (if section 501(c)(3))	(f) Direct controlling entity	(g) Section 512(b)(13) controlled entity?	
							Yes	No
(1)	WILLOWSFORD HOME OWNER'S ASSOC 23506 FOUNDERS DRIVE ASHBURN VA 20148 45-0645880	HOA	VA	528	PF	WILLOWSFOR		X
(2)							
(3)							
(4)							
(5)							

Part III Identification of Related Organizations Taxable as a Partnership. Complete if the organization answered "Yes" on Form 990, Part IV, line 34, because it had one or more related organizations treated as a partnership during the tax year.

(a) Name, address, and EIN of related organization	(b) Primary activity	(c) Legal domicile (state or foreign country)	(d) Direct controlling entity	(e) Predominant income (related, unrelated, excluded from tax under sections 512-514)	(f) Share of total income	(g) Share of end-of-year assets	(h) Disproportionate alloc.?		(i) Code V—UBI amount in box 20 of Schedule K-1 (Form 1065)	(j) General or managing partner?		(k) Percentage ownership
							Yes	No		Yes	No	
(1) WILLOWSFORD OPERATIONS, LLC 44095 PIPELINE PLAZA ASHBURN VA 20147 81-1481673	MANAGEMENT	VA	N/A					X	N/A		X	
(2)												
(3)												
(4)												

Part IV Identification of Related Organizations Taxable as a Corporation or Trust. Complete if the organization answered "Yes" on Form 990, Part IV, line 34, because it had one or more related organizations treated as a corporation or trust during the tax year.

(a) Name, address, and EIN of related organization	(b) Primary activity	(c) Legal domicile (state or foreign country)	(d) Direct controlling entity	(e) Type of entity (C corp, S corp, or trust)	(f) Share of total income	(g) Share of end-of-year assets	(h) Percentage ownership	(i) Section 512(b)(13) controlled entity?	
								Yes	No
(1)									
(2)									
(3)									
(4)									

Part V Transactions With Related Organizations. Complete if the organization answered "Yes" on Form 990, Part IV, line 34, 35b, or 36.

		Yes	No
Note: Complete line 1 if any entity is listed in Parts II, III, or IV of this schedule.			
1 During the tax year, did the organization engage in any of the following transactions with one or more related organizations listed in Parts II-IV?			
a	Receipt of (i) interest, (ii) annuities, (iii) royalties, or (iv) rent from a controlled entity		X
b	Gift, grant, or capital contribution to related organization(s)		X
c	Gift, grant, or capital contribution from related organization(s)	X	
d	Loans or loan guarantees to or for related organization(s)		X
e	Loans or loan guarantees by related organization(s)		X
f	Dividends from related organization(s)		X
g	Sale of assets to related organization(s)		X
h	Purchase of assets from related organization(s)		X
i	Exchange of assets with related organization(s)		X
j	Lease of facilities, equipment, or other assets to related organization(s)		X
k	Lease of facilities, equipment, or other assets from related organization(s)	X	
l	Performance of services or membership or fundraising solicitations for related organization(s)		X
m	Performance of services or membership or fundraising solicitations by related organization(s)		X
n	Sharing of facilities, equipment, mailing lists, or other assets with related organization(s)		X
o	Sharing of paid employees with related organization(s)		X
p	Reimbursement paid to related organization(s) for expenses	X	
q	Reimbursement paid by related organization(s) for expenses		X
r	Other transfer of cash or property to related organization(s)		X
s	Other transfer of cash or property from related organization(s)		X

	(a) Name of related organization	(b) Transaction type (a-s)	(c) Amount involved	(d) Method of determining amount involved
2	If the answer to any of the above is "Yes," see the instructions for information on who must complete this line, including covered relationships and transaction thresholds.			
(1)	WILLOWSFORD HOME OWNER ' S ASSOCIATIO	S	1, 675, 372	CASH
(2)				
(3)				
(4)				
(5)				
(6)				

Part VI Unrelated Organizations Taxable as a Partnership. Complete if the organization answered "Yes" on Form 990, Part IV, line 37.

Provide the following information for each entity taxed as a partnership through which the organization conducted more than five percent of its activities (measured by total assets or gross revenue) that was not a related organization. See instructions regarding exclusion for certain investment partnerships.

Table with 11 rows (1-11) and 11 columns: (a) Name, address, and EIN of entity; (b) Primary activity; (c) Legal domicile; (d) Predominant income; (e) Are all partners 501(c)(3) organizations?; (f) Share of total income; (g) Share of end-of-year assets; (h) Disproportionate allocations?; (i) Code V-UBI amount; (j) General or managing partner?; (k) Percentage ownership.

Exempt Organization Business Income Tax Return (and proxy tax under section 6033(e))

2024

Department of the Treasury Internal Revenue Service

For calendar year 2024 or other tax year beginning and ending

Go to www.irs.gov/Form990T for instructions and the latest information.

Do not enter SSN numbers on this form as it may be made public if your organization is a 501(c)(3).

Open to Public Inspection for 501(c)(3) Organizations Only

Header section containing: A Check box if address changed; B Exempt under section 501(C)(4); C Book value of all assets at end of year 8,724,246; D Employer identification number 45-0609461; E Group exemption number; F Check box if amended return.

G Check organization type: X 501(c) corporation, 501(c) trust, 401(a) trust, Other trust, State college/university, 6417(d)(1)(A) Applicable entity

H Check if filing only to claim: Credit from Form 8941, Refund shown on Form 2439, Elective payment amount from Form 3800

I Check if a 501(c)(3) organization filing a consolidated return with a 501(c)(2) titleholding corporation

J Enter the number of attached Schedules A (Form 990-T) 1

K During the tax year, was the corporation a subsidiary in an affiliated group or a parent-subsidiary controlled group? Yes No X No

L The books are in care of THE ORGANIZATION Telephone number 571-440-2400

Table with 11 rows: Part I Total Unrelated Business Taxable Income. Rows include Total of unrelated business taxable income (735), Charitable contributions, Total unrelated business taxable income before net operating losses (735), Deduction for net operating loss (735), Total of unrelated business taxable income before specific deduction (0), Specific deduction (1,000), Total deductions (1,000), and Unrelated business taxable income (0).

Table with 7 rows: Part II Tax Computation. Rows include Organizations taxable as corporations (0), Trusts taxable at trust rates (0), Proxy tax, Amount from Form 4255, Part I, line 3, column (q), Other tax amounts, Alternative minimum tax, Tax on noncompliant facility income, and Total (0).

Table with 4 rows: Part III Tax and Payments. Rows include Foreign tax credit, Other credits, General business credit, Credit for prior-year minimum tax, Total credits, Subtract line 1e from Part II, line 7, Amount from Form 4255, Part I, line 3, column (r), Amount due from Form 8611, Amount due from Form 8697, Amount due from Form 8866, Other amounts due, Total amounts due, and Total tax (0).

Part III Tax and Payments (continued)

Table with 11 rows and 2 columns. Rows include: 5 Current net 965 tax liability paid from Form 965-A, Part II, column (k); 6a Payments: Preceding year's overpayment credited to the current year; 6b Current year's estimated tax payments; 6c Tax deposited with Form 8868; 6d Foreign organizations: Tax paid or withheld at source; 6e Backup withholding; 6f Credit for small employer health insurance premiums; 6g Elective payment election amount from Form 3800; 6h Payment from Form 2439; 6i Credit from Form 4136; 6j Other; 7 Total payments; 8 Estimated tax penalty; 9 Tax due; 10 Overpayment; 11 Enter the amount of line 10 you want: Credited to 2025 estimated tax Refunded.

Part IV Statements Regarding Certain Activities and Other Information (see instructions)

Table with 5 rows and 2 columns (Yes/No). Rows include: 1 At any time during the 2024 calendar year, did the organization have an interest in or a signature or other authority over a financial account...; 2 During the tax year, did the organization receive a distribution from, or was it the grantor of, or transferor to, a foreign trust?; 3 Enter the amount of tax-exempt interest received or accrued during the tax year; 4 Enter available pre-2018 NOL carryovers here \$ -210,830; 5 Post-2017 NOL carryovers. Enter the Business Activity Code and available post-2017 NOL carryovers. Includes sub-table for Business Activity Code (110000) and Available post-2017 NOL carryover (\$263,059).

Part V Supplemental Information

Provide any additional information. See instructions.

Under penalties of perjury, I declare that I have examined this return, including accompanying schedules and statements, and to the best of my knowledge and belief, it is true, correct, and complete. Declaration of preparer (other than taxpayer) is based on all information of which preparer has any knowledge. Sign Here: ACTING PRESIDENT

May the IRS discuss this return with the preparer shown below (see instructions)? [X] Yes [] No

Table with 4 rows and 4 columns. Rows include: Print/Type preparer's name (KARA J. DOYLE), Preparer's signature, Date (11/17/25), Check self-employed; Firm's name (MITCHELL, BURNS & CO., P.C.), Firm's EIN (54-1853459); Firm's address (110 E MARKET ST STE 200, LEESBURG, VA 20176), Phone no. (703-777-4900).

**SCHEDULE A
(Form 990-T)**

**Unrelated Business Taxable Income
From an Unrelated Trade or Business**

OMB No. 1545-0047

2024

Department of the Treasury
Internal Revenue Service

Go to www.irs.gov/Form990T for instructions and the latest information.
Do not enter SSN numbers on this form as it may be made public if your organization is a 501(c)(3).

Open to Public Inspection for
501(c)(3) Organizations Only

A Name of the organization
WILLOWSFORD CONSERVANCY, INC

B Employer identification number
45-0609461

C Unrelated business activity code (see instructions) **110000**

D Sequence: **1** of **1**

E Describe the unrelated trade or business **FARMSTAND SALES**

Part I Unrelated Trade or Business Income		(A) Income	(B) Expenses	(C) Net
1a	Gross receipts or sales <u>36,808</u>			
b	Less returns and allowances <u> </u> c Balance	1c 36,808		
2	Cost of goods sold (Part III, line 8)	2 33,133		
3	Gross profit. Subtract line 2 from line 1c	3 3,675		3,675
4a	Capital gain net income (attach Schedule D (Form 1041 or Form 1120)). See instructions	4a		
b	Net gain (loss) (Form 4797) (attach Form 4797). See instructions	4b		
c	Capital loss deduction for trusts	4c		
5	Income (loss) from a partnership or an S corporation (attach statement)	5		
6	Rent income (Part IV)	6		
7	Unrelated debt-financed income (Part V)	7		
8	Interest, annuities, royalties, and rents from a controlled organization (Part VI)	8		
9	Investment income of section 501(c)(7), (9), or (17) organizations (Part VII)	9		
10	Exploited exempt activity income (Part VIII)	10		
11	Advertising income (Part IX)	11		
12	Other income (see instructions; attach statement)	12		
13	Total. Combine lines 3 through 12	13 3,675		3,675

Part II Deductions Not Taken Elsewhere. See instructions for limitations on deductions. Deductions must be directly connected with the unrelated business income.				
1	Compensation of officers, directors, and trustees (Part X)	1		
2	Salaries and wages	2		
3	Repairs and maintenance	3		
4	Bad debts	4		
5	Interest (attach statement). See instructions	5		
6	Taxes and licenses	6		
7	Depreciation (attach Form 4562). See instructions	7		
8	Less depreciation claimed in Part III and elsewhere on return	8a		8b 0
9	Depletion	9		
10	Contributions to deferred compensation plans	10		
11	Employee benefit programs	11		
12	Excess exempt expenses (Part VIII)	12		
13	Excess readership costs (Part IX)	13		
14	Other deductions (attach statement)	14		
15	Total deductions. Add lines 1 through 14	15		
16	Unrelated business income before net operating loss deduction. Subtract line 15 from Part I, line 13, column (C)	16		3,675
17	Deduction for net operating loss. See instructions	17		2,940
18	Unrelated business taxable income. Subtract line 17 from line 16	18		735

For Paperwork Reduction Act Notice, see instructions.

Schedule A (Form 990-T) 2024

Part III Cost of Goods Sold

Enter method of inventory valuation

COST METHOD

1	Inventory at beginning of year	1	
2	Purchases	2	33,133
3	Cost of labor	3	
4	Additional section 263A costs (attach statement)	4	
5	Other costs (attach statement)	5	
6	Total. Add lines 1 through 5	6	33,133
7	Inventory at end of year	7	
8	Cost of goods sold. Subtract line 7 from line 6. Enter here and in Part I, line 2	8	33,133
9	Do the rules of section 263A (with respect to property produced or acquired for resale) apply to the organization?		<input type="checkbox"/> Yes <input checked="" type="checkbox"/> No

Part IV Rent Income (From Real Property and Personal Property Leased With Real Property)

1 Description of property (property street address, city, state, ZIP code). Check if a dual-use. See instructions.

A _____

B _____

C _____

D _____

	A	B	C	D
2 Rent received or accrued				
a From personal property (if the percentage of rent for personal property is more than 10% but not more than 50%)				
b From real and personal property (if the percentage of rent for personal property exceeds 50% or if the rent is based on profit or income)				
c Total rents received or accrued by property. Add lines 2a and 2b, columns A through D				
3 Total rents received or accrued. Add line 2c, columns A through D. Enter here and on Part I, line 6, column (A)				
4 Deductions directly connected with the income in lines 2a and 2b (attach statement)				
5 Total deductions. Add line 4, columns A through D. Enter here and on Part I, line 6, column (B)				

Part V Unrelated Debt-Financed Income (see instructions)

1 Description of debt-financed property (street address, city, state, ZIP code). Check if a dual-use. See instructions.

A _____

B _____

C _____

D _____

	A	B	C	D
2 Gross income from or allocable to debt-financed property				
3 Deductions directly connected with or allocable to debt-financed property				
a Straight line depreciation (attach statement)				
b Other deductions (attach statement)				
c Total deductions (add lines 3a and 3b, columns A through D)				
4 Amount of average acquisition debt on or allocable to debt-financed property (attach statement)				
5 Average adjusted basis of or allocable to debt-financed property (attach statement)				
6 Divide line 4 by line 5	%	%	%	%
7 Gross income reportable. Multiply line 2 by line 6				
8 Total gross income (add line 7, columns A through D). Enter here and on Part I, line 7, column (A)				
9 Allocable deductions. Multiply line 3c by line 6				
10 Total allocable deductions. Add line 9, columns A through D. Enter here and on Part I, line 7, column (B)				
11 Total dividends — received deductions included in line 10				

Part VI Interest, Annuities, Royalties, and Rents From Controlled Organizations (see instructions)

1. Name of controlled organization	2. Employer identification number	Exempt Controlled Organizations			
		3. Net unrelated income (loss) (see instructions)	4. Total of specified payments made	5. Part of column 4 that is included in the controlling organization's gross income	6. Deductions directly connected with income in column 5
(1)					
(2)					
(3)					
(4)					

Nonexempt Controlled Organizations

7. Taxable income	8. Net unrelated income (loss) (see instructions)	9. Total of specified payments made	10. Part of column 9 that is included in the controlling organization's gross income	11. Deductions directly connected with income in column 10
(1)				
(2)				
(3)				
(4)				

Add columns 5 and 10. Enter here and on Part I, line 8, column (A).
 Add columns 6 and 11. Enter here and on Part I, line 8, column (B).

Totals

Part VII Investment Income of a Section 501(c)(7), (9), or (17) Organization (see instructions)

1. Description of income	2. Amount of income	3. Deductions directly connected (attach statement)	4. Set-asides (attach statement)	5. Total deductions and set-asides (add columns 3 and 4)
(1)				
(2)				
(3)				
(4)				

Add amounts in column 2. Enter here and on Part I, line 9, column (A).
 Add amounts in column 5. Enter here and on Part I, line 9, column (B).

Totals

Part VIII Exploited Exempt Activity Income, Other Than Advertising Income (see instructions)

1 Description of exploited activity: _____	
2 Gross unrelated business income from trade or business. Enter here and on Part I, line 10, column (A)	2
3 Expenses directly connected with production of unrelated business income. Enter here and on Part I, line 10, column (B)	3
4 Net income (loss) from unrelated trade or business. Subtract line 3 from line 2. If a gain, complete lines 5 through 7	4
5 Gross income from activity that is not unrelated business income	5
6 Expenses attributable to income entered on line 5	6
7 Excess exempt expenses. Subtract line 5 from line 6, but do not enter more than the amount on line 4. Enter here and on Part II, line 12	7

Form 990-T, Part IV, Line 5 - Post 2017 NOL Carryover Amounts

<u>Activity Description</u>	<u>UBIT Num</u>	<u>Available Carryover</u>
FARMSTAND SALES	110000	\$ 263,059
TOTAL		\$ <u>263,059</u>

Depreciation and Amortization
(Including Information on Listed Property)

Attach to your tax return.

Go to www.irs.gov/Form4562 for instructions and the latest information.

WILLOWSFORD CONSERVANCY, INC

Identifying number
45-0609461

Business or activity to which this form relates

INDIRECT DEPRECIATION

Part I Election To Expense Certain Property Under Section 179

Note: If you have any listed property, complete Part V before you complete Part I.

1	Maximum amount (see instructions)	1	1,220,000
2	Total cost of section 179 property placed in service (see instructions)	2	
3	Threshold cost of section 179 property before reduction in limitation (see instructions)	3	3,050,000
4	Reduction in limitation. Subtract line 3 from line 2. If zero or less, enter -0-	4	
5	Dollar limitation for tax year. Subtract line 4 from line 1. If zero or less, enter -0-. If married filing separately, see instructions	5	
6	(a) Description of property	(b) Cost (business use only)	(c) Elected cost
7	Listed property. Enter the amount from line 29	7	
8	Total elected cost of section 179 property. Add amounts in column (c), lines 6 and 7	8	
9	Tentative deduction. Enter the smaller of line 5 or line 8	9	
10	Carryover of disallowed deduction from line 13 of your 2023 Form 4562	10	
11	Business income limitation. Enter the smaller of business income (not less than zero) or line 5. See instructions	11	
12	Section 179 expense deduction. Add lines 9 and 10, but don't enter more than line 11	12	
13	Carryover of disallowed deduction to 2025. Add lines 9 and 10, less line 12	13	

Note: Don't use Part II or Part III below for listed property. Instead, use Part V.

Part II Special Depreciation Allowance and Other Depreciation (Don't include listed property. See instructions.)

14	Special depreciation allowance for qualified property (other than listed property) placed in service during the tax year. See instructions	14	
15	Property subject to section 168(f)(1) election	15	
16	Other depreciation (including ACRS)	16	227,792

Part III MACRS Depreciation (Don't include listed property. See instructions.)

Section A

17	MACRS deductions for assets placed in service in tax years beginning before 2024	17	12,049
18	If you are electing to group any assets placed in service during the tax year into one or more general asset accounts, check here <input type="checkbox"/>		

Section B—Assets Placed in Service During 2024 Tax Year Using the General Depreciation System

(a) Classification of property	(b) Month and year placed in service	(c) Basis for depreciation (business/investment use only—see instructions)	(d) Recovery period	(e) Convention	(f) Method	(g) Depreciation deduction
19a	3-year property					
b	5-year property					
c	7-year property					
d	10-year property					
e	15-year property					
f	20-year property					
g	25-year property		25 yrs.		S/L	
h	Residential rental property		27.5 yrs.	MM	S/L	
i	Nonresidential real property		39 yrs.	MM	S/L	

Section C—Assets Placed in Service During 2024 Tax Year Using the Alternative Depreciation System

20a	Class life				S/L	
b	12-year		12 yrs.		S/L	
c	30-year		30 yrs.	MM	S/L	
d	40-year		40 yrs.	MM	S/L	

Part IV Summary (See instructions.)

21	Listed property. Enter amount from line 28	21	
22	Total. Add amounts from line 12, lines 14 through 17, lines 19 and 20 in column (g), and line 21. Enter here and on the appropriate lines of your return. Partnerships and S corporations—see instructions	22	239,841
23	For assets shown above and placed in service during the current year, enter the portion of the basis attributable to section 263A costs	23	

For Paperwork Reduction Act Notice, see separate instructions.

Federal Asset Report

Form 990, Page 1

Asset	Description	Date In Service	Cost	Bus %	Sec 179	Bonus	Basis for Depr	PerConv	Meth	Prior	Current
Prior MACRS:											
2	GARDEN ON FOUNDERS DRIVE	1/31/12	76,194			X	38,097	10	HY S/L	76,194	0
3	FARM FIELD IN GRANGE	1/31/12	73,162			X	36,581	10	HY S/L	73,162	0
17	WALK IN COOLER UPGRADES	9/30/14	2,797			X	1,398	7	HY S/L	2,797	0
26	GRANGE FARM STRUCTURE - FURNA	12/31/14	6,400			X	3,200	10	HY S/L	5,493	320
29	FARM TENT	5/31/12	4,564			X	2,282	7	HY S/L	4,564	0
35	TRACTOR-KUBOTA 7040	11/30/11	38,380			X	0	7	HY S/L	38,380	0
36	LANDPRIDE RCR 1884 BUSHHOG	11/30/11	3,050			X	0	7	HY S/L	3,050	0
37	BEFCO C70 FLAIL MOWER	11/30/11	5,850			X	0	7	HY S/L	5,850	0
38	TRACTOR-KUBOTA 2620	7/31/11	17,500			X	0	7	HY S/L	17,500	0
40	WILLIAMS TOOL SYSTEM	10/31/11	3,492			X	0	7	HY S/L	3,492	0
41	TOOL BAR AND DISCS	10/31/11	1,395			X	0	7	HY S/L	1,395	0
43	PERFECTA S-TIME HARROW	10/31/11	2,800			X	0	7	HY S/L	2,800	0
44	STOLTZFUS MFG WLS 50LR SPREADE	2/28/12	14,099			X	7,049	7	HY S/L	14,099	0
45	MECHANICAL TRANSPLANTER MT-90	3/31/12	2,385			X	1,192	7	HY S/L	2,385	0
46	KEYLINE PLOW/SUBSOILER	3/31/12	10,469			X	5,234	7	HY S/L	10,469	0
47	KEYLINE PLOW/SUBSOILER	3/31/12	2,537			X	1,268	7	HY S/L	2,537	0
48	WATER TANK/TRAILER	3/31/13	5,860			X	2,930	7	HY S/L	5,860	0
49	WATER WHEEL PLANTER	3/31/13	4,160			X	2,080	7	HY S/L	4,160	0
50	UNDERCUTTER, SPREADER, SHANKS,	2/28/14	5,241			X	2,620	7	HY S/L	5,241	0
51	BASKET WEEDER	3/31/14	4,775			X	2,387	7	HY S/L	4,775	0
52	MACHIO TILLER	4/30/14	5,570			X	2,785	7	HY S/L	5,570	0
53	DR MOWER	4/30/14	3,052			X	1,526	7	HY S/L	3,052	0
55	HILLING DISCS	2/28/15	4,090			X	2,045	7	HY S/L	4,090	0
56	TRANSPORT DISC/BALE CARRIOER	2/28/15	4,525			X	2,262	7	HY S/L	4,525	0
57	CULTIVATOR	4/30/15	12,258			X	6,129	7	HY S/L	12,258	0
58	UNDERCUTTER 54	7/31/15	2,750			X	1,375	7	HY S/L	2,750	0
59	MASSEY FERGUSON PLOW	7/31/15	3,900			X	1,950	7	HY S/L	3,900	0
60	INTERSEEDER	9/30/15	24,300			X	12,150	7	HY S/L	24,300	0
61	CULTIVATING TRACTOR FROM ALLIS	9/30/15	5,250			X	2,625	7	HY S/L	5,250	0
62	DECEMBER PURCHASES	12/31/15	76,497			X	38,248	7	HY S/L	76,497	0
64	2002 DODGE RAM	11/30/11	15,300			X	0	5	HY S/L	15,300	0
67	LAPTOP - MAINTENANCE PERSON	1/31/17	999			X	499	3	HY S/L	999	0
69	RHINO	11/30/11	14,267			X	0	5	HY S/L	14,267	0
70	RHINO	8/31/13	21,910			X	10,955	5	HY S/L	21,910	0
71	FORD F250 SUPER DUTY 2008	6/18/15	29,869			X	14,934	5	HY S/L	30,494	0
78	WORK DONE ON LIGHTGRIDGE	1/31/16	42,567			X	26,287	20	HY S/L	16,280	1,314
81	LANDPRIDE FM3188 FLAIL MOWER	12/31/16	7,653			X	3,826	7	HY S/L	7,196	0
82	DELIVERY TRUCK	6/30/16	10,050			X	5,025	5	HY S/L	10,050	0
85	CONCRETE	1/31/17	21,870			X	14,541	20	HY S/L	7,329	727
86	POLE BARN	1/31/17	6,424			X	4,273	20	HY S/L	2,151	214
89	PLUMBING SUPPLIES	1/31/17	968			X	646	20	HY S/L	322	32
90	LAPTOP	9/30/11	2,317			X	0	3	HY S/L	2,317	0
92	POLE BARN - BUILDING PAD	1/31/17	8,345			X	5,551	20	HY S/L	2,794	278
94	POLE BARN	2/28/17	6,424			X	4,299	20	HY S/L	2,125	215
99	POLE BARN PLUMBING & INTERIOR	4/30/17	5,100			X	3,452	20	HY S/L	1,648	172
112	20FT EQUIPMENT TRAILER	2/28/17	5,973			X	2,986	7	HY S/L	5,472	426
116	VERMEER	5/31/17	3,061			X	1,530	7	HY S/L	2,696	218
124	BUILD 12 END WALLS FOR 6 GREENH	1/31/17	3,908			X	1,954	10	HY S/L	2,541	196
125	PEACH ORCHARD OH TO UG CONVER	7/31/17	4,574			X	3,149	20	HY S/L	1,425	157
130	FARM HOUSE CLEARING	11/30/17	4,375			X	3,202	20	HY S/L	1,173	160
138	PEACH ORCHARD LIVESTOCK OP-FEN	6/30/18	4,695			X	1,389	7	HY S/L	3,306	199
142	GRANGE FARM STAND PARKING LOT	5/31/18	16,000			X	7,680	10	HY S/L	8,320	768
145	GRANGE PACKING SHED - COOLER FI	5/31/18	800			X	384	10	HY S/L	416	38
147	GRANGE FARM BARN RENOVATION -	5/31/18	650			X	312	10	HY S/L	338	31
154	GRANGE FARM PACKING SHED - PREI	6/30/18	3,213			X	1,568	10	HY S/L	1,645	157
157	GRANGE FARM PACKING SHED	6/30/18	394			X	193	10	HY S/L	201	19
158	FARM STAND IMPROVEMENTS	6/30/18	462			X	226	10	HY S/L	236	23
164	GRANGE FARM PACKING SHED	8/31/18	10,350			X	5,201	10	HY S/L	5,149	520
168	PEACH ORCHARD BARN DRAW 2	5/31/18	21,476			X	15,641	20	HY S/L	5,835	782
172	PEACH ORCHARD SHED - EGG WASHI	5/31/18	4,341			X	2,084	10	HY S/L	2,257	208
177	EGG WASHING STATION	6/30/18	620			X	302	10	HY S/L	318	30
178	EGG WASHING STATION	6/30/18	5,400			X	2,632	10	HY S/L	2,768	263
187	FARM HOUSE	6/30/18	2,051			X	1,500	20	HY S/L	551	75
193	GRADING	6/30/18	5,027			X	3,682	20	HY S/L	1,345	184
198	FARM HOUSE	6/30/18	1,989			X	1,458	20	HY S/L	531	73
199	FARM HOUSE	6/30/18	3,041			X	2,227	20	HY S/L	814	112
201	FARM STAND WALK IN COOLER	5/31/18	27,372			X	7,821	7	HY S/L	19,551	1,117
207	ARCHERY RANGE	6/30/18	7,150			X	5,234	20	HY S/L	1,916	262
208	ARCHERY RANGE	6/30/18	2,813			X	2,059	20	HY S/L	754	103
209	ARCHERY RANGE	6/30/18	572			X	417	20	HY S/L	155	21

Federal Asset Report

Form 990, Page 1

Asset	Description	Date In Service	Cost	Bus %	Sec 179 Bonus	Basis for Depr	PerConv	Meth	Prior	Current
211	ARCHERY RANGE - MATERIALS FOR	6/30/18	428		X	315	20	HY S/L	113	15
214	ARCHERY RANGE - OUTDOOR BULLE	6/30/18	500		X	366	20	HY S/L	134	19
216	ARCHERY RANGE - MATERIALS FOR	6/30/18	866		X	636	20	HY S/L	230	32
222	MAINTENANCE SHED - PERMIT	6/30/18	520		X	381	20	HY S/L	139	19
225	RE-SIDING OF GREENS MAIN SHED	6/30/18	6,000		X	4,394	20	HY S/L	1,606	220
230	2018 BRI-MR 7X12	2/28/18	6,902		X	1,761	7	HY S/L	5,141	252
235	GRANGE FARM SEPTIC SYSTEM	6/30/19	35,977		X	20,776	10	HY S/L	15,201	2,078
			<u>812,865</u>			<u>375,161</u>			<u>653,854</u>	<u>12,049</u>

Other Depreciation:

1	LAND IMPROVEMENTS		0			0	0	HY	0	0
4	WELL SERVING GRANGE FARM	1/31/12	21,250			21,250	15	MO S/L	17,003	1,416
5	WELL SERVING FARM GARDEN	4/13/12	24,678			24,678	15	MO S/L	19,741	1,645
6	GRANGE FARM COMPOST	3/31/13	3,600			3,600	10	MO S/L	3,600	0
7	FLEETWOOD FARM WELL	5/31/13	35,445			35,445	15	MO S/L	25,205	2,363
8	FLEETWOOD FARM WELL	9/30/13	3,140			3,140	15	MO S/L	2,161	210
9	FARM FIELD GREENS	5/31/15	2,656			2,656	10	MO S/L	2,283	265
10	PERLIM WORK ON WELLS (NOT IN SE	1/31/16	5,940			5,940	10	MO S/L	4,752	594
11	BUILDINGS & IMPROVEMENTS		0			0	0	HY	0	0
12	GRANGE FARM STRUCTURE	1/31/12	21,819			21,819	20	MO S/L	13,092	1,091
13	GRANGE FARM STRUCTURE	3/31/12	268,665			268,665	20	MO S/L	158,954	13,433
14	FARM GARDEN STRUCTURE	6/30/12	46,139			46,139	20	MO S/L	26,723	2,307
15	BUILDOUT LOFT (CARPENTER BEACH	4/30/14	20,500			20,500	20	MO S/L	9,994	1,025
16	JOHN LAYNG (GRANGE GREENHOUSE)	6/30/14	4,000			4,000	20	MO S/L	2,000	200
18	HIGH TUNNEL	10/31/14	14,100			14,100	10	MO S/L	9,341	1,410
19	HIGH TUNNEL	12/31/14	4,793			4,793	10	MO S/L	3,613	480
20	HIGH TUNNEL SITE WORK	12/18/14	5,285			5,285	10	MO S/L	3,995	528
21	HIGH TUNNEL	4/30/15	4,173			4,173	10	MO S/L	3,076	418
22	FARM STAND IMPROVEMENTS	4/30/15	60,827			60,827	20	MO S/L	26,609	3,042
23	PRELIM WORK ON GRANT (NOT IN SE	1/31/16	51,161			51,161	10	MO S/L	40,928	5,116
24	BUILDINGS & IMP - HOUSING		0			0	0	HY	0	0
25	GRANGE FARM STRUCTURE	7/31/14	105,802			105,802	20	MO S/L	50,255	5,290
27	PRELIM WORK ON LIGHTRIDGE (NOT	1/31/16	35,370			35,370	20	MO S/L	14,152	1,768
28	FURNITURE & FIXTURES		0			0	0	HY	0	0
34	EQUIPMENT		0			0	0	HY	0	0
63	VEHICLES - FARM		0			0	0	HY	0	0
66	COMPUTER HARDWARE		0			0	0	HY	0	0
68	VEHICLES - CONSERVANCY		0			0	0	HY	0	0
72	FARM WELL VALLEY PASS	3/31/16	6,000			6,000	15	MO S/L	3,500	400
73	DEER FENCE	3/31/16	31,207			31,207	7	MO S/L	31,207	0
74	DEER FENCE	5/31/16	2,847			2,847	7	MO S/L	2,847	0
75	WELL TESTING AND DRILLING	6/30/16	27,122			27,122	15	MO S/L	14,239	1,808
76	GRANT WELL VALLEY DRILLING	9/30/16	9,751			9,751	15	MO S/L	4,875	650
77	SIX HIGH TUNNELS	1/31/17	3,018			3,018	10	MO S/L	2,114	302
79	KUBOTA DIESEL GENERATOR	11/30/16	5,500			5,500	7	MO S/L	5,500	0
80	KIFCOO 1.4 X350' HARD HOSE REEL	12/31/16	4,894			4,894	7	MO S/L	4,894	0
84	BUILDING IMPROVEMENTS - CONSER		0			0	0	HY	0	0
87	POLE BARN	1/31/17	19,890			19,890	20	MO S/L	6,965	994
88	POLE BARN	1/31/17	790			790	20	MO S/L	280	39
91	POLE BARN - PLUMBING/FRAMING SU	1/31/17	2,240			2,240	20	MO S/L	784	112
93	POLE BARN	1/31/17	30,720			30,720	20	MO S/L	10,752	1,536
95	POLE BARN PAD	2/28/17	3,219			3,219	20	MO S/L	1,114	161
96	POLE BARN - ELECTRICAL	2/28/17	23,600			23,600	20	MO S/L	8,162	1,180
97	POLE BARN - CABINETRY, PLYWOOD,	2/28/17	1,489			1,489	20	MO S/L	512	75
98	POLE BARN - PLUMBING & FENCING	3/31/17	733			733	20	MO S/L	253	36
100	POLE BARN STONE FOR ACCESS ROA	4/30/17	9,635			9,635	20	MO S/L	3,253	482
101	POLE BARN SEPTIC	4/30/17	1,680			1,680	20	MO S/L	567	84
102	POLE BARN SEPTIC	4/30/17	3,875			3,875	20	MO S/L	1,309	194
103	POLE BARN ELECTRICAL	4/30/17	5,900			5,900	20	MO S/L	1,991	295
104	POLE BARN INTERIOR FINSHES & LOC	5/31/17	808			808	20	MO S/L	267	41
105	POLE BARN ONSITE SEWAGE SYSTEM	6/30/17	30,358			30,358	20	MO S/L	9,993	1,518
106	POLE BARN - FENCE	7/31/17	4,490			4,490	20	MO S/L	1,462	224
107	POLE BARN WATER SUPPLY/PLUMBING	7/31/17	319			319	20	MO S/L	104	16
108	FUEL STATION POSTS, TRENCHER, CC	9/30/17	826			826	20	MO S/L	256	42
109	FUEL STATION - ELECTRICAL SUPPLIES	10/31/17	1,165			1,165	20	MO S/L	363	59
110	TAKE FOR FUEL STATION	11/30/17	16,414			16,414	20	MO S/L	5,063	820
111	INSTALLED ROOF OVER FUEL STATIC	12/31/17	2,332			2,332	20	MO S/L	721	116
113	LOG SPLITTER	2/28/17	3,144			3,144	7	MO S/L	3,106	38
114	PRO WOOD CHIPPER	3/31/17	2,650			2,650	7	MO S/L	2,589	61
115	VERMEER X2	4/30/17	41,996			41,996	7	MO S/L	40,494	1,502
117	BOBCAT T190	6/30/17	24,000			24,000	7	MO S/L	22,574	1,426

Federal Asset Report

Form 990, Page 1

Asset	Description	Date In Service	Cost	Bus %	Sec 179	Bonus	Basis for Depr	PerConv	Meth	Prior	Current
118	PEACH ORCHARD FARM FENCE	8/31/17	83,504				83,504	7	MO S/L	76,528	6,976
119	REGRAVEL/ROLL HOUSE TO BARN, W	9/30/17	6,000				6,000	15	MO S/L	2,533	400
120	9 SHELTERS	10/31/17	9,583				9,583	7	MO S/L	8,556	1,027
121	PUMP & WELL SERVICE	10/31/17	5,294				5,294	15	MO S/L	2,206	353
122	WATERLINE AT PEACH ORCHARD	10/31/17	31,250				31,250	10	MO S/L	19,531	3,125
123	WELL 2	11/30/17	3,799				3,799	15	MO S/L	1,560	254
126	GREENHOUSE #2	11/30/17	3,686				3,686	20	MO S/L	1,135	185
127	PEACH ORCHARD BARN REPAIRS	12/31/17	30,919				30,919	20	MO S/L	9,405	1,546
128	BARN 1 & 2 WIRING AND UPGRADE	8/31/17	16,128				16,128	20	MO S/L	5,172	807
129	FARM HOUSE DESIGN SERVICES	11/30/17	9,123				9,123	20	MO S/L	2,546	456
131	FARM HOUSE LOUDOUN COUNTY PEI	12/31/17	2,120				2,120	20	MO S/L	592	106
132	MF 1035 DIESEL TRACTOR	3/31/17	10,050				10,050	7	MO S/L	9,812	238
133	TRACTOR-KUBOTA RTV X900 S/N 105	4/30/17	11,500				11,500	7	MO S/L	11,090	410
134	SPREADER T32210	5/31/17	2,014				2,014	7	MO S/L	1,920	94
135	GOLF CART	9/30/17	3,475				3,475	7	MO S/L	3,141	334
136	CONCRETE	11/30/17	605				605	20	MO S/L	183	31
137	CAPITAL REIMBURSEMENT FOR PEAC	1/31/18	-69,999				-69,999	15	MO S/L	-9,334	-4,666
139	ADDITIONAL WORK FOR INSTALLATI	7/31/18	15,000				15,000	10	MO S/L	8,250	1,500
140	STREAM EXCLUSION W/ GRAZING LA	7/31/18	-10,022				-10,022	15	MO S/L	-1,336	-668
141	GRANGE FARM STAND GATES	5/31/18	350				350	10	MO S/L	198	35
143	GRANGE GREENHOUSE RETROFIT	5/31/18	5,715				5,715	10	MO S/L	3,241	571
144	GRANGE PACKING SHED - COOLER FI	5/31/18	274				274	10	MO S/L	153	28
146	GRANGE FARM BARN RENOVATION	5/31/18	13,100				13,100	10	MO S/L	7,423	1,310
148	GRANGE FARM PACKING SHED - FLO	6/30/18	9				9	10	MO S/L	6	1
149	GRANGE FARM PACKING SHED - MISC	6/30/18	96				96	10	MO S/L	56	9
150	GRANGE FARM PACKING SHED - MISC	6/30/18	-124				-124	10	MO S/L	-24	-13
151	GRANGE FARM PACKING SHED - DEC	6/30/18	275				275	10	MO S/L	156	27
152	GRANGE FARM PACKING SHED - INV	6/30/18	35,569				35,569	10	MO S/L	19,860	3,557
153	GRANGE FARM STAND ELECTRICAL I	6/30/18	9,665				9,665	10	MO S/L	5,399	966
155	GRANGE FARM PACKING SHED	6/30/18	236				236	10	MO S/L	134	23
156	GRANGE FARM PACKING SHED	6/30/18	64				64	10	MO S/L	34	7
159	GRANGE FARM PACKING SHED - INV	7/31/18	4,225				4,225	10	MO S/L	2,326	422
160	GRANGE FARM PACKING SHED - GRA	7/31/18	2,473				2,473	10	MO S/L	1,359	248
161	GRANGE FARM BARN RENOVATION -	7/31/18	3,971				3,971	10	MO S/L	2,184	397
162	INSTALL MINI SPLIT SYSTEM & 2 WAI	7/31/18	15,745				15,745	10	MO S/L	8,662	1,574
163	HVAC INSTALL - FARM STAND	8/31/18	1,104				1,104	10	MO S/L	596	111
165	GRANGE FARM OFFICE	8/31/18	7,500				7,500	10	MO S/L	4,063	750
166	PROTECH SERVICES INV 10033	11/30/18	1,101				1,101	10	MO S/L	568	110
167	PEACH ORCHARD BARN DRAW 1	5/31/18	3,900				3,900	20	MO S/L	1,105	195
169	PEACH ORCHARD BARN RESTORATIC	5/31/18	13,673				13,673	10	MO S/L	7,747	1,368
170	PEACH ORCHARD SHED - EGG WASHI	5/31/18	4,117				4,117	10	MO S/L	2,334	411
171	PEACH ORCHARD SHED - EGG WASHI	5/31/18	1,200				1,200	10	MO S/L	680	120
173	PEACH ORCHARD BARN - ADDITIONA	5/31/18	768				768	10	MO S/L	436	77
174	EGG WASHING STATION - DRAIN LINE	5/31/18	2,322				2,322	10	MO S/L	1,315	232
175	PATCH AND PAINT	5/31/18	600				600	10	MO S/L	340	60
176	PEACH ORCHARD ROOF - INSURANCE	5/31/18	-1,320				-1,320	10	MO S/L	-264	-132
179	EGG WASHING STATION	6/30/18	456				456	10	MO S/L	257	45
180	WORK DONE ON LIGHTGRIDGE - SEP)	4/30/18	6,687				6,687	20	MO S/L	1,921	335
181	FARM HOUSE	6/30/18	1,683				1,683	20	MO S/L	469	84
182	FARM HOUSE	6/30/18	23,904				23,904	20	MO S/L	6,672	1,195
183	FARM HOUSE	6/30/18	42,260				42,260	20	MO S/L	11,798	2,113
184	FARM HOUSE	6/30/18	15,375				15,375	20	MO S/L	4,293	769
185	FARM HOUSE	6/30/18	17,641				17,641	20	MO S/L	4,925	882
186	FARM HOUSE	6/30/18	43,500				43,500	20	MO S/L	12,144	2,175
188	FARM HOUSE	6/30/18	42,241				42,241	20	MO S/L	11,792	2,112
189	FARM HOUSE	6/30/18	55,435				55,435	20	MO S/L	15,477	2,772
190	FARM HOUSE	6/30/18	36,384				36,384	20	MO S/L	10,156	1,819
191	FARM HOUSE	6/30/18	60,122				60,122	20	MO S/L	16,784	3,006
192	FARM HOUSE	6/30/18	18,173				18,173	20	MO S/L	5,075	908
194	TREE WORK	6/30/18	8,666				8,666	20	MO S/L	2,418	434
195	EROSION CONTROL	6/30/18	1,888				1,888	20	MO S/L	525	95
196	FARM HOUSE	6/30/18	48,748				48,748	20	MO S/L	13,607	2,438
197	HOUSE LANDSCAPING	6/30/18	2,918				2,918	20	MO S/L	815	146
202	ARCHERY RANGE	6/30/18	4,063				4,063	20	MO S/L	1,134	203
203	ARCHERY RANGE TARGET PADS	6/30/18	83				83	20	MO S/L	22	4
204	ARCHERY RANGE	6/30/18	6,000				6,000	20	MO S/L	1,675	300
205	ARCHERY RANGE	6/30/18	12,485				12,485	20	MO S/L	3,484	625
206	ARCHERY RANGE	6/30/18	2,700				2,700	20	MO S/L	754	135
210	ARCHERY RANGE	6/30/18	1,268				1,268	20	MO S/L	352	64
212	ARCHERY RANGE	6/30/18	774				774	20	MO S/L	218	38
213	ARCHERY RANGE	6/30/18	64				64	20	MO S/L	17	3
215	ARCHERY RANGE - POST ANCHORS	6/30/18	52				52	20	MO S/L	17	2

Federal Asset Report

Form 990, Page 1

Asset	Description	Date In Service	Cost	Bus %	Sec 179 Bonus	Basis for Depr	PerConv Meth	Prior	Current
217	ARCHERY RANGE - CAUTION SIGNS	7/31/18	122			122	20 MO S/L	33	6
218	ARCHERY RANGE - STRAW & SEED	7/31/18	230			230	20 MO S/L	66	11
219	ARCHERY RANGE - EXTERIOR PAINTI	7/31/18	2,310			2,310	20 MO S/L	638	115
220	ARCHERY RANGE - ARCHERY SIGNS	7/31/18	550			550	20 MO S/L	154	27
221	ARCHERY RANGE - RETURN OF UNUS	7/31/18	-423			-423	20 MO S/L	-42	-21
223	MAINTENANCE SHED	6/30/18	3,410			3,410	20 MO S/L	954	170
224	MAINTENANCE SHED	6/30/18	3,410			3,410	20 MO S/L	954	170
226	MAINTENANCE SHED	6/30/18	2,248			2,248	20 MO S/L	626	113
227	CEDAR POND PAVILION	12/31/18	294,697			294,697	20 MO S/L	74,903	14,735
228	MINI SKID HOE SWING/HYDRAULIC K	1/31/18	7,995			7,995	7 MO S/L	6,852	1,143
229	2018 DIAMOND C16'	2/28/18	3,683			3,683	7 MO S/L	3,112	526
231	2018 FORD F-150	2/28/18	32,754			32,754	5 MO S/L	32,754	0
232	2003 FORD RANGER 1FTYR14V23TA39	3/06/19	7,300			7,300	5 MO S/L	7,057	243
233	PLASTIC LIFTER WINDER	2/21/19	4,115			4,115	7 MO S/L	2,891	588
234	FREEZER	6/28/19	2,774			2,774	7 MO S/L	1,815	397
236	FARM STAND GARDEN	6/30/19	28,079			28,079	10 MO S/L	12,870	2,808
237	GRANGE BARN SEPTIC SYSTEM	7/30/19	850			850	10 MO S/L	383	85
238	CONNECTION AND MAGNETIC WATEI	12/30/19	7,221			7,221	20 MO S/L	1,474	361
239	WELL PUMP COMPUTER	6/31/20	6,921			6,921	7 MO S/L	2,318	988
240	WATER LINE	1/30/20	8,325			8,325	20 MO S/L	1,664	417
241	JOHN DEERE LIME DRILL	4/23/20	610			610	7 MO S/L	389	87
242	2005 JUFCI WATER REEL	4/23/20	2,772			2,772	7 MO S/L	1,763	396
244	TRX 354 MOWER	8/20/20	13,846			13,846	7 MO S/L	6,758	1,978
246	LAND	1/01/20	3,988,863			3,988,863	0 -- Land	0	0
247	lanD	6/01/21	299,744			299,744	0 -- Land	0	0
248	SHED-GRANGE WELL	12/01/21	3,896			3,896	7 MO S/L	1,160	556
249	WELL	5/18/21	13,985			13,985	15 MO S/L	2,410	933
250	BRIDGE	7/06/21	4,379			4,379	7 MO S/L	1,512	625
251	LIGHTRIDGE SEPTIC	11/05/21	26,360			26,360	20 MO S/L	2,746	1,318
252	PEACH ORCHARD SEPTIC	11/05/21	54,485			54,485	20 MO S/L	5,677	2,725
253	DUMP TRAILER	10/26/21	3,222			3,222	7 MO S/L	978	461
254	TRACTOR	3/27/21	16,900			16,900	7 MO S/L	6,637	2,415
255	XP540 ALTOZ MOWER	4/09/21	10,424			10,424	7 MO S/L	3,909	1,489
256	2018 FORD F-150	12/03/21	39,338			39,338	5 MO S/L	12,507	7,868
257	MERCHANDISER FREEZER	5/04/22	3,599			3,599	7 MO S/L	857	514
258	CELLI Z90 SPADING MACHINE	5/04/22	12,500			12,500	7 MO S/L	2,976	1,785
259	THE BEST CHICKEN HOOP MOBILE	10/24/22	14,321			14,321	7 MO S/L	2,599	2,046
260	BUSH HOG 2215 BATWING ROTARY M	1/31/22	19,000			19,000	7 MO S/L	5,202	2,715
261	SPRINTER VAN	2/24/22	38,558			38,558	5 MO S/L	14,138	7,711
262	LAND	12/01/22	41,514			41,514	0 -- Land	0	0
263	CONSERVANCY POND INSPECTIONS	2/03/23	10,200			10,200	10 MO S/L	935	1,020
264	NOVEC PROJECT FENCING	8/03/23	17,674			17,674	10 MO S/L	736	1,768
265	PACKING SHED AND WELL PROJECTS	1/31/24	184,814			184,814	15 MO S/L	0	11,294
266	LIGHTRIDGE HOUSE RENNOVATION	1/26/23	1,432			1,432	20 MO S/L	66	71
267	USED COOLER	7/31/23	25,000			25,000	7 MO S/L	1,488	3,572
268	NEW HOLLAND TRAILER	5/05/23	77,825			77,825	7 MO S/L	7,412	11,118
269	UTILITY TRAILER	12/31/23	6,769			6,769	7 MO S/L	0	967
270	2 ATVS- REPLACE STOLEN ATVS	9/30/23	32,526			32,526	5 MO S/L	1,626	6,506
271	SOLAR POWERED PUMP & DRIP INST/	7/01/24	40,921			40,921	15 MO S/L	0	1,364
272	PACKING SHED II	1/31/24	105,040			105,040	15 MO S/L	0	22,826
273	FLEETWOOD ADDITION	2/28/24	33,640			33,640	10 MO S/L	0	1,215
274	PEACH ORCHARD RENOVATION	12/31/24	41,719			41,719	10 MO S/L	0	0
275	CEDAR ROAD PROJECT	8/01/24	9,283			9,283	10 MO S/L	0	387
276	LIGHTRIDGE RENO II	11/30/24	99,479			99,479	10 MO S/L	0	829
277	KUBOTA ZERO TURN	7/31/24	8,399			8,399	7 MO S/L	0	500
278	2024 EQUIPMENT	1/31/24	35,402			35,402	7 MO S/L	0	1,365
279	DRIVEWAY/PARKING AREA	12/31/24	7,769			7,769	15 MO S/L	0	0
Total Other Depreciation			7,568,941			7,568,941		1,215,922	227,792
Total ACRS and Other Depreciation			7,568,941			7,568,941		1,215,922	227,792
Grand Totals			8,381,806			7,944,102		1,869,776	239,841
Less: Dispositions and Transfers			0			0		0	0
Less: Start-up/Org Expense			0			0		0	0
Net Grand Totals			8,381,806			7,944,102		1,869,776	239,841

VA Asset Report

Form 990, Page 1

Asset	Description	Date In Service	Cost	Basis for Depr	VA Prior	VA Current	Federal Current	Difference Fed - VA
Prior MACRS:								
2	GARDEN ON FOUNDERS DRIVE	1/31/12	76,194	76,194	76,194	0	0	0
3	FARM FIELD IN GRANGE	1/31/12	73,162	73,162	73,162	0	0	0
17	WALK IN COOLER UPGRADES	9/30/14	2,797	2,797	2,797	0	0	0
26	GRANGE FARM STRUCTURE - FURNA	12/31/14	6,400	6,400	6,080	320	320	0
29	FARM TENT	5/31/12	4,564	4,564	4,564	0	0	0
35	TRACTOR-KUBOTA 7040	11/30/11	38,380	38,380	38,380	0	0	0
36	LANDPRIDE RCR 1884 BUSHHOG	11/30/11	3,050	3,050	3,050	0	0	0
37	BEFCO C70 FLAIL MOWER	11/30/11	5,850	5,850	5,850	0	0	0
38	TRACTOR-KUBOTA 2620	7/31/11	17,500	17,500	17,500	0	0	0
40	WILLIAMS TOOL SYSTEM	10/31/11	3,492	3,492	3,492	0	0	0
41	TOOL BAR AND DISCS	10/31/11	1,395	1,395	1,395	0	0	0
43	PERFECTA S-TIME HARROW	10/31/11	2,800	2,800	2,800	0	0	0
44	STOLTZFUS MFG WLS 50LR SPREADE	2/28/12	14,099	14,099	14,099	0	0	0
45	MECHANICAL TRANSPLANTER MT-90	3/31/12	2,385	2,385	2,385	0	0	0
46	KEYLINE PLOW/SUBSOILER	3/31/12	10,469	10,469	10,469	0	0	0
47	KEYLINE PLOW/SUBSOILER	3/31/12	2,537	2,537	2,537	0	0	0
48	WATER TANK/TRAILER	3/31/13	5,860	5,860	5,860	0	0	0
49	WATER WHEEL PLANTER	3/31/13	4,160	4,160	4,160	0	0	0
50	UNDERCUTTER, SPREADER, SHANKS,	2/28/14	5,241	5,241	5,241	0	0	0
51	BASKET WEEDER	3/31/14	4,775	4,775	4,775	0	0	0
52	MACHIO TILLER	4/30/14	5,570	5,570	5,570	0	0	0
53	DR MOWER	4/30/14	3,052	3,052	3,052	0	0	0
55	HILLING DISCS	2/28/15	4,090	4,090	4,090	0	0	0
56	TRANSPORT DISC/BALE CARRIOER	2/28/15	4,525	4,525	4,525	0	0	0
57	CULTIVATOR	4/30/15	12,258	12,258	12,258	0	0	0
58	UNDERCUTTER 54	7/31/15	2,750	2,750	2,750	0	0	0
59	MASSEY FERGUSON PLOW	7/31/15	3,900	3,900	3,900	0	0	0
60	INTERSEEDER	9/30/15	24,300	24,300	24,300	0	0	0
61	CULTIVATING TRACTOR FROM ALLIS	9/30/15	5,250	5,250	5,250	0	0	0
62	DECEMBER PURCHASES	12/31/15	76,497	76,497	76,497	0	0	0
64	2002 DODGE RAM	11/30/11	15,300	15,300	15,300	0	0	0
67	LAPTOP - MAINTENANCE PERSON	1/31/17	999	999	999	0	0	0
69	RHINO	11/30/11	14,267	14,267	14,267	0	0	0
70	RHINO	8/31/13	21,910	21,910	21,910	0	0	0
71	FORD F250 SUPER DUTY 2008	6/18/15	29,869	29,869	29,869	0	0	0
78	WORK DONE ON LIGHTGRIDGE	1/31/16	42,567	42,567	15,963	2,128	1,314	-814
81	LANDPRIDE FM3188 FLAIL MOWER	12/31/16	7,653	7,653	7,653	0	0	0
82	DELIVERY TRUCK	6/30/16	10,050	10,050	10,050	0	0	0
85	CONCRETE	1/31/17	21,870	21,870	7,108	1,093	727	-366
86	POLE BARN	1/31/17	6,424	6,424	2,088	321	214	-107
89	PLUMBING SUPPLIES	1/31/17	968	968	315	48	32	-16
90	LAPTOP	9/30/11	2,317	2,317	2,317	0	0	0
92	POLE BARN - BUILDING PAD	1/31/17	8,345	8,345	2,712	417	278	-139
94	POLE BARN	2/28/17	6,424	6,424	2,088	321	215	-106
99	POLE BARN PLUMBING & INTERIOR	4/30/17	5,100	5,100	1,658	255	172	-83
112	20FT EQUIPMENT TRAILER	2/28/17	5,973	5,973	5,546	427	426	-1
116	VERMEER	5/31/17	3,061	3,061	2,842	219	218	-1
124	BUILD 12 END WALLS FOR 6 GREENH	1/31/17	3,908	3,908	2,540	391	196	-195
125	PEACH ORCHARD OH TO UG CONVER	7/31/17	4,574	4,574	1,487	228	157	-71
130	FARM HOUSE CLEARING	11/30/17	4,375	4,375	1,422	219	160	-59
138	PEACH ORCHARD LIVESTOCK OP-FEN	6/30/18	4,695	4,695	3,689	671	199	-472
142	GRANGE FARM STAND PARKING LOT	5/31/18	16,000	16,000	8,800	1,600	768	-832
145	GRANGE PACKING SHED - COOLER FI	5/31/18	800	800	440	80	38	-42
147	GRANGE FARM BARN RENOVATION -	5/31/18	650	650	358	65	31	-34
154	GRANGE FARM PACKING SHED - PREI	6/30/18	3,213	3,213	1,767	321	157	-164
157	GRANGE FARM PACKING SHED	6/30/18	394	394	217	39	19	-20
158	FARM STAND IMPROVEMENTS	6/30/18	462	462	254	46	23	-23
164	GRANGE FARM PACKING SHED	8/31/18	10,350	10,350	5,693	1,035	520	-515
168	PEACH ORCHARD BARN DRAW 2	5/31/18	21,476	21,476	5,906	1,074	782	-292
172	PEACH ORCHARD SHED - EGG WASHI	5/31/18	4,341	4,341	2,388	434	208	-226
177	EGG WASHING STATION	6/30/18	620	620	341	62	30	-32
178	EGG WASHING STATION	6/30/18	5,400	5,400	2,970	540	263	-277
187	FARM HOUSE	6/30/18	2,051	2,051	564	103	75	-28
193	GRADING	6/30/18	5,027	5,027	1,382	252	184	-68
198	FARM HOUSE	6/30/18	1,989	1,989	547	99	73	-26
199	FARM HOUSE	6/30/18	3,041	3,041	836	152	112	-40
201	FARM STAND WALK IN COOLER	5/31/18	27,372	27,372	21,507	3,910	1,117	-2,793
207	ARCHERY RANGE	6/30/18	7,150	7,150	1,966	358	262	-96
208	ARCHERY RANGE	6/30/18	2,813	2,813	774	140	103	-37
209	ARCHERY RANGE	6/30/18	572	572	157	29	21	-8

VA Asset Report

Form 990, Page 1

Asset	Description	Date In Service	Cost	Basis for Depr	VA Prior	VA Current	Federal Current	Difference Fed - VA
211	ARCHERY RANGE - MATERIALS FOR	6/30/18	428	428	118	21	15	-6
214	ARCHERY RANGE - OUTDOOR BULLE	6/30/18	500	500	138	25	19	-6
216	ARCHERY RANGE - MATERIALS FOR	6/30/18	866	866	238	43	32	-11
222	MAINTENANCE SHED - PERMIT	6/30/18	520	520	143	26	19	-7
225	RE-SIDING OF GREENS MAIN SHED	6/30/18	6,000	6,000	1,650	300	220	-80
230	2018 BRI-MR 7X12	2/28/18	6,902	6,902	5,423	986	252	-734
235	GRANGE FARM SEPTIC SYSTEM	6/30/19	35,977	35,977	16,190	3,597	2,078	-1,519
			<u>812,865</u>	<u>812,865</u>	<u>659,572</u>	<u>22,395</u>	<u>12,049</u>	<u>-10,346</u>

Other Depreciation:

1	LAND IMPROVEMENTS		0	0	0	0	0	0
4	WELL SERVING GRANGE FARM	1/31/12	21,250	21,250	17,003	1,416	1,416	0
5	WELL SERVING FARM GARDEN	4/13/12	24,678	24,678	19,741	1,645	1,645	0
6	GRANGE FARM COMPOST	3/31/13	3,600	3,600	3,600	0	0	0
7	FLEETWOOD FARM WELL	5/31/13	35,445	35,445	25,205	2,363	2,363	0
8	FLEETWOOD FARM WELL	9/30/13	3,140	3,140	2,161	210	210	0
9	FARM FIELD GREENS	5/31/15	2,656	2,656	2,283	265	265	0
10	PERLIM WORK ON WELLS (NOT IN SE	1/31/16	5,940	5,940	4,752	594	594	0
11	BUILDINGS & IMPROVEMENTS		0	0	0	0	0	0
12	GRANGE FARM STRUCTURE	1/31/12	21,819	21,819	13,092	1,091	1,091	0
13	GRANGE FARM STRUCTURE	3/31/12	268,665	268,665	158,954	13,433	13,433	0
14	FARM GARDEN STRUCTURE	6/30/12	46,139	46,139	26,723	2,307	2,307	0
15	BUILDOUT LOFT (CARPENTER BEACH	4/30/14	20,500	20,500	9,994	1,025	1,025	0
16	JOHN LAYNG (GRANGE GREENHOUSE)	6/30/14	4,000	4,000	2,000	200	200	0
18	HIGH TUNNEL	10/31/14	14,100	14,100	9,341	1,410	1,410	0
19	HIGH TUNNEL	12/31/14	4,793	4,793	3,613	480	480	0
20	HIGH TUNNEL SITE WORK	12/18/14	5,285	5,285	3,995	528	528	0
21	HIGH TUNNEL	4/30/15	4,173	4,173	3,076	418	418	0
22	FARM STAND IMPROVEMENTS	4/30/15	60,827	60,827	26,609	3,042	3,042	0
23	PRELIM WORK ON GRANT (NOT IN SE	1/31/16	51,161	51,161	40,928	5,116	5,116	0
24	BUILDINGS & IMP - HOUSING		0	0	0	0	0	0
25	GRANGE FARM STRUCTURE	7/31/14	105,802	105,802	50,255	5,290	5,290	0
27	PRELIM WORK ON LIGHTRIDGE (NOT	1/31/16	35,370	35,370	14,152	1,768	1,768	0
28	FURNITURE & FIXTURES		0	0	0	0	0	0
34	EQUIPMENT		0	0	0	0	0	0
63	VEHICLES - FARM		0	0	0	0	0	0
66	COMPUTER HARDWARE		0	0	0	0	0	0
68	VEHICLES - CONSERVANCY		0	0	0	0	0	0
72	FARM WELL VALLEY PASS	3/31/16	6,000	6,000	3,500	400	400	0
73	DEER FENCE	3/31/16	31,207	31,207	31,207	0	0	0
74	DEER FENCE	5/31/16	2,847	2,847	2,847	0	0	0
75	WELL TESTING AND DRILLING	6/30/16	27,122	27,122	14,239	1,808	1,808	0
76	GRANT WELL VALLEY DRILLING	9/30/16	9,751	9,751	4,875	650	650	0
77	SIX HIGH TUNNELS	1/31/17	3,018	3,018	2,114	302	302	0
79	KUBOTA DIESEL GENERATOR	11/30/16	5,500	5,500	5,500	0	0	0
80	KIFCOO 1.4 X350' HARD HOSE REEL	12/31/16	4,894	4,894	4,894	0	0	0
84	BUILDING IMPROVEMENTS - CONSER		0	0	0	0	0	0
87	POLE BARN	1/31/17	19,890	19,890	6,965	994	994	0
88	POLE BARN	1/31/17	790	790	280	39	39	0
91	POLE BARN - PLUMBING/FRAMING SU	1/31/17	2,240	2,240	784	112	112	0
93	POLE BARN	1/31/17	30,720	30,720	10,752	1,536	1,536	0
95	POLE BARN PAD	2/28/17	3,219	3,219	1,114	161	161	0
96	POLE BARN - ELECTRICAL	2/28/17	23,600	23,600	8,162	1,180	1,180	0
97	POLE BARN - CABINETRY, PLYWOOD,	2/28/17	1,489	1,489	512	75	75	0
98	POLE BARN - PLUMBING & FENCING	3/31/17	733	733	253	36	36	0
100	POLE BARN STONE FOR ACCESS ROA	4/30/17	9,635	9,635	3,253	482	482	0
101	POLE BARN SEPTIC	4/30/17	1,680	1,680	567	84	84	0
102	POLE BARN SEPTIC	4/30/17	3,875	3,875	1,309	194	194	0
103	POLE BARN ELECTRICAL	4/30/17	5,900	5,900	1,991	295	295	0
104	POLE BARN INTERIOR FINSHES & LOC	5/31/17	808	808	267	41	41	0
105	POLE BARN ONSITE SEWAGE SYSTEM	6/30/17	30,358	30,358	9,993	1,518	1,518	0
106	POLE BARN - FENCE	7/31/17	4,490	4,490	1,462	224	224	0
107	POLE BARN WATER SUPPLY/PLUMBING	7/31/17	319	319	104	16	16	0
108	FUEL STATION POSTS, TRENCHER, CC	9/30/17	826	826	256	42	42	0
109	FUEL STATION - ELECTRICAL SUPPLIES	10/31/17	1,165	1,165	363	59	59	0
110	TAKE FOR FUEL STATION	11/30/17	16,414	16,414	5,063	820	820	0
111	INSTALLED ROOF OVER FUEL STATION	12/31/17	2,332	2,332	721	116	116	0
113	LOG SPLITTER	2/28/17	3,144	3,144	3,106	38	38	0
114	PRO WOOD CHIPPER	3/31/17	2,650	2,650	2,589	61	61	0
115	VERMEER X2	4/30/17	41,996	41,996	40,494	1,502	1,502	0
117	BOBCAT T190	6/30/17	24,000	24,000	22,574	1,426	1,426	0

VA Asset Report

Form 990, Page 1

Asset	Description	Date In Service	Cost	Basis for Depr	VA Prior	VA Current	Federal Current	Difference Fed - VA
118	PEACH ORCHARD FARM FENCE	8/31/17	83,504	83,504	76,528	6,976	6,976	0
119	REGRAVEL/ROLL HOUSE TO BARN, W	9/30/17	6,000	6,000	2,533	400	400	0
120	9 SHELTERS	10/31/17	9,583	9,583	8,556	1,027	1,027	0
121	PUMP & WELL SERVICE	10/31/17	5,294	5,294	2,206	353	353	0
122	WATERLINE AT PEACH ORCHARD	10/31/17	31,250	31,250	19,531	3,125	3,125	0
123	WELL 2	11/30/17	3,799	3,799	1,560	254	254	0
126	GREENHOUSE #2	11/30/17	3,686	3,686	1,135	185	185	0
127	PEACH ORCHARD BARN REPAIRS	12/31/17	30,919	30,919	9,405	1,546	1,546	0
128	BARN 1 & 2 WIRING AND UPGRADE	8/31/17	16,128	16,128	5,172	807	807	0
129	FARM HOUSE DESIGN SERVICES	11/30/17	9,123	9,123	2,546	456	456	0
131	FARM HOUSE LOUDOUN COUNTY PEI	12/31/17	2,120	2,120	592	106	106	0
132	MF 1035 DIESEL TRACTOR	3/31/17	10,050	10,050	9,812	238	238	0
133	TRACTOR-KUBOTA RTV X900 S/N 105	4/30/17	11,500	11,500	11,090	410	410	0
134	SPREADER T32210	5/31/17	2,014	2,014	1,920	94	94	0
135	GOLF CART	9/30/17	3,475	3,475	3,141	334	334	0
136	CONCRETE	11/30/17	605	605	183	31	31	0
137	CAPITAL REIMBURSEMENT FOR PEAC	1/31/18	-69,999	-69,999	-27,611	-4,666	-4,666	0
139	ADDITIONAL WORK FOR INSTALLATI	7/31/18	15,000	15,000	8,250	1,500	1,500	0
140	STREAM EXCLUSION W/ GRAZING LA	7/31/18	-10,022	-10,022	-3,619	-668	-668	0
141	GRANGE FARM STAND GATES	5/31/18	350	350	198	35	35	0
143	GRANGE GREENHOUSE RETROFIT	5/31/18	5,715	5,715	3,241	571	571	0
144	GRANGE PACKING SHED - COOLER FI	5/31/18	274	274	153	28	28	0
146	GRANGE FARM BARN RENOVATION	5/31/18	13,100	13,100	7,423	1,310	1,310	0
148	GRANGE FARM PACKING SHED - FLO	6/30/18	9	9	6	1	1	0
149	GRANGE FARM PACKING SHED - MISC	6/30/18	96	96	56	9	9	0
150	GRANGE FARM PACKING SHED - MISC	6/30/18	-124	-124	-68	-13	-13	0
151	GRANGE FARM PACKING SHED - DEC	6/30/18	275	275	156	27	27	0
152	GRANGE FARM PACKING SHED - INV	6/30/18	35,569	35,569	19,860	3,557	3,557	0
153	GRANGE FARM STAND ELECTRICAL I	6/30/18	9,665	9,665	5,399	966	966	0
155	GRANGE FARM PACKING SHED	6/30/18	236	236	134	23	23	0
156	GRANGE FARM PACKING SHED	6/30/18	64	64	34	7	7	0
159	GRANGE FARM PACKING SHED - INV	7/31/18	4,225	4,225	2,326	422	422	0
160	GRANGE FARM PACKING SHED - GRA	7/31/18	2,473	2,473	1,359	248	248	0
161	GRANGE FARM BARN RENOVATION -	7/31/18	3,971	3,971	2,184	397	397	0
162	INSTALL MINI SPLIT SYSTEM & 2 WAI	7/31/18	15,745	15,745	8,662	1,574	1,574	0
163	HVAC INSTALL - FARM STAND	8/31/18	1,104	1,104	596	111	111	0
165	GRANGE FARM OFFICE	8/31/18	7,500	7,500	4,063	750	750	0
166	PROTECH SERVICES INV 10033	11/30/18	1,101	1,101	568	110	110	0
167	PEACH ORCHARD BARN DRAW 1	5/31/18	3,900	3,900	1,105	195	195	0
169	PEACH ORCHARD BARN RESTORATIC	5/31/18	13,673	13,673	7,747	1,368	1,368	0
170	PEACH ORCHARD SHED - EGG WASHI	5/31/18	4,117	4,117	2,334	411	411	0
171	PEACH ORCHARD SHED - EGG WASHI	5/31/18	1,200	1,200	680	120	120	0
173	PEACH ORCHARD BARN - ADDITIONA	5/31/18	768	768	436	77	77	0
174	EGG WASHING STATION - DRAIN LINE	5/31/18	2,322	2,322	1,315	232	232	0
175	PATCH AND PAINT	5/31/18	600	600	340	60	60	0
176	PEACH ORCHARD ROOF - INSURANCE	5/31/18	-1,320	-1,320	-737	-132	-132	0
179	EGG WASHING STATION	6/30/18	456	456	257	45	45	0
180	WORK DONE ON LIGHTGRIDGE - SEP)	4/30/18	6,687	6,687	1,921	335	335	0
181	FARM HOUSE	6/30/18	1,683	1,683	469	84	84	0
182	FARM HOUSE	6/30/18	23,904	23,904	6,672	1,195	1,195	0
183	FARM HOUSE	6/30/18	42,260	42,260	11,798	2,113	2,113	0
184	FARM HOUSE	6/30/18	15,375	15,375	4,293	769	769	0
185	FARM HOUSE	6/30/18	17,641	17,641	4,925	882	882	0
186	FARM HOUSE	6/30/18	43,500	43,500	12,144	2,175	2,175	0
188	FARM HOUSE	6/30/18	42,241	42,241	11,792	2,112	2,112	0
189	FARM HOUSE	6/30/18	55,435	55,435	15,477	2,772	2,772	0
190	FARM HOUSE	6/30/18	36,384	36,384	10,156	1,819	1,819	0
191	FARM HOUSE	6/30/18	60,122	60,122	16,784	3,006	3,006	0
192	FARM HOUSE	6/30/18	18,173	18,173	5,075	908	908	0
194	TREE WORK	6/30/18	8,666	8,666	2,418	434	434	0
195	EROSION CONTROL	6/30/18	1,888	1,888	525	95	95	0
196	FARM HOUSE	6/30/18	48,748	48,748	13,607	2,438	2,438	0
197	HOUSE LANDSCAPING	6/30/18	2,918	2,918	815	146	146	0
202	ARCHERY RANGE	6/30/18	4,063	4,063	1,134	203	203	0
203	ARCHERY RANGE TARGET PADS	6/30/18	83	83	22	4	4	0
204	ARCHERY RANGE	6/30/18	6,000	6,000	1,675	300	300	0
205	ARCHERY RANGE	6/30/18	12,485	12,485	3,484	625	625	0
206	ARCHERY RANGE	6/30/18	2,700	2,700	754	135	135	0
210	ARCHERY RANGE	6/30/18	1,268	1,268	352	64	64	0
212	ARCHERY RANGE	6/30/18	774	774	218	38	38	0
213	ARCHERY RANGE	6/30/18	64	64	17	3	3	0
215	ARCHERY RANGE - POST ANCHORS	6/30/18	52	52	17	2	2	0

VA Asset Report

Form 990, Page 1

Asset	Description	Date In Service	Cost	Basis for Depr	VA Prior	VA Current	Federal Current	Difference Fed - VA
217	ARCHERY RANGE - CAUTION SIGNS	7/31/18	122	122	33	6	6	0
218	ARCHERY RANGE - STRAW & SEED	7/31/18	230	230	66	11	11	0
219	ARCHERY RANGE - EXTERIOR PAINTI	7/31/18	2,310	2,310	638	115	115	0
220	ARCHERY RANGE - ARCHERY SIGNS	7/31/18	550	550	154	27	27	0
221	ARCHERY RANGE - RETURN OF UNUS	7/31/18	-423	-423	-115	-21	-21	0
223	MAINTENANCE SHED	6/30/18	3,410	3,410	954	170	170	0
224	MAINTENANCE SHED	6/30/18	3,410	3,410	954	170	170	0
226	MAINTENANCE SHED	6/30/18	2,248	2,248	626	113	113	0
227	CEDAR POND PAVILION	12/31/18	294,697	294,697	74,903	14,735	14,735	0
228	MINI SKID HOE SWING/HYDRAULIC K	1/31/18	7,995	7,995	6,852	1,143	1,143	0
229	2018 DIAMOND C16'	2/28/18	3,683	3,683	3,112	526	526	0
231	2018 FORD F-150	2/28/18	32,754	32,754	32,754	0	0	0
232	2003 FORD RANGER 1FTYR14V23TA39	3/06/19	7,300	7,300	7,057	243	243	0
233	PLASTIC LIFTER WINDER	2/21/19	4,115	4,115	2,891	588	588	0
234	FREEZER	6/28/19	2,774	2,774	1,815	397	397	0
236	FARM STAND GARDEN	6/30/19	28,079	28,079	12,870	2,808	2,808	0
237	GRANGE BARN SEPTIC SYSTEM	7/30/19	850	850	383	85	85	0
238	CONNECTION AND MAGNETIC WATEI	12/30/19	7,221	7,221	1,474	361	361	0
239	WELL PUMP COMPUTER	8/31/20	6,921	6,921	2,318	988	988	0
240	WATER LINE	1/30/20	8,325	8,325	1,664	417	417	0
241	JOHN DEERE LIME DRILL	4/23/20	610	610	389	87	87	0
242	2005 JUFCI WATER REEL	4/23/20	2,772	2,772	1,763	396	396	0
244	TRX 354 MOWER	8/20/20	13,846	13,846	6,758	1,978	1,978	0
246	LAND	1/01/20	3,988,863	3,988,863	0	0	0	0
247	lanD	6/01/21	299,744	299,744	0	0	0	0
248	SHED-GRANGE WELL	12/01/21	3,896	3,896	1,160	556	556	0
249	WELL	5/18/21	13,985	13,985	2,410	933	933	0
250	BRIDGE	7/06/21	4,379	4,379	1,512	625	625	0
251	LIGHTRIDGE SEPTIC	11/05/21	26,360	26,360	2,746	1,318	1,318	0
252	PEACH ORCHARD SEPTIC	11/05/21	54,485	54,485	5,677	2,725	2,725	0
253	DUMP TRAILER	10/26/21	3,222	3,222	978	461	461	0
254	TRACTOR	3/27/21	16,900	16,900	6,637	2,415	2,415	0
255	XP540 ALTOZ MOWER	4/09/21	10,424	10,424	3,909	1,489	1,489	0
256	2018 FORD F-150	12/03/21	39,338	39,338	12,507	7,868	7,868	0
257	MERCHANDISER FREEZER	5/04/22	3,599	3,599	857	514	514	0
258	CELLI Z90 SPADING MACHINE	5/04/22	12,500	12,500	2,976	1,786	1,785	-1
259	THE BEST CHICKEN HOOP MOBILE	10/24/22	14,321	14,321	2,599	2,046	2,046	0
260	BUSH HOG 2215 BATWING ROTARY M	1/31/22	19,000	19,000	5,202	2,715	2,715	0
261	SPRINTER VAN	2/24/22	38,558	38,558	14,138	7,712	7,711	-1
262	LAND	12/01/22	41,514	41,514	0	0	0	0
263	CONSERVANCY POND INSPECTIONS	2/03/23	10,200	10,200	935	1,020	1,020	0
264	NOVEC PROJECT FENCING	8/03/23	17,674	17,674	736	1,768	1,768	0
265	PACKING SHED AND WELL PROJECTS	1/31/24	184,814	184,814	0	11,294	11,294	0
266	LIGHTRIDGE HOUSE RENNOVATION	1/26/23	1,432	1,432	66	71	71	0
267	USED COOLER	7/31/23	25,000	25,000	1,488	3,572	3,572	0
268	NEW HOLLAND TRAILER	5/05/23	77,825	77,825	7,412	11,118	11,118	0
269	UTILITY TRAILER	12/31/23	6,769	6,769	0	967	967	0
270	2 ATVS- REPLACE STOLEN ATVS	9/30/23	32,526	32,526	1,626	6,506	6,506	0
271	SOLAR POWERED PUMP & DRIP INST/	7/01/24	40,921	40,921	0	1,364	1,364	0
272	PACKING SHED II	1/31/24	105,040	105,040	0	22,826	22,826	0
273	FLEETWOOD ADDITION	2/28/24	33,640	33,640	0	1,215	1,215	0
274	PEACH ORCHARD RENOVATION	12/31/24	41,719	41,719	0	0	0	0
275	CEDAR ROAD PROJECT	8/01/24	9,283	9,283	0	387	387	0
276	LIGHTRIDGE RENO II	11/30/24	99,479	99,479	0	829	829	0
277	KUBOTA ZERO TURN	7/31/24	8,399	8,399	0	500	500	0
278	2024 EQUIPMENT	1/31/24	35,402	35,402	0	1,365	1,365	0
279	DRIVEWAY/PARKING AREA	12/31/24	7,769	7,769	0	0	0	0
Total Other Depreciation			7,568,941	7,568,941	1,194,772	227,794	227,792	-2
Total ACRS and Other Depreciation			7,568,941	7,568,941	1,194,772	227,794	227,792	-2
Grand Totals			8,381,806	8,381,806	1,854,344	250,189	239,841	-10,348
Less: Dispositions			0	0	0	0	0	0
Less: Start-up/Org Expense			0	0	0	0	0	0
Net Grand Totals			8,381,806	8,381,806	1,854,344	250,189	239,841	-10,348

AMT Asset Report

Form 990, Page 1

Asset	Description	Date In Service	Cost	Bus %	Sec 179	Bonus	Basis for Depr	PerConv	Meth	Prior	Current
Prior MACRS:											
2	GARDEN ON FOUNDERS DRIVE	1/31/12	76,194			X	38,097	10	HY S/L	76,194	0
3	FARM FIELD IN GRANGE	1/31/12	73,162			X	36,581	10	HY S/L	73,162	0
17	WALK IN COOLER UPGRADES	9/30/14	2,797			X	1,398	7	HY S/L	2,797	0
26	GRANGE FARM STRUCTURE - FURNA	12/31/14	6,400			X	3,200	10	HY S/L	5,493	320
29	FARM TENT	5/31/12	4,564			X	2,282	7	HY S/L	4,564	0
35	TRACTOR-KUBOTA 7040	11/30/11	38,380			X	0	7	HY S/L	38,380	0
36	LANDPRIDE RCR 1884 BUSHHOG	11/30/11	3,050			X	0	7	HY S/L	3,050	0
37	BEFCO C70 FLAIL MOWER	11/30/11	5,850			X	0	7	HY S/L	5,850	0
38	TRACTOR-KUBOTA 2620	7/31/11	17,500			X	0	7	HY S/L	17,500	0
40	WILLIAMS TOOL SYSTEM	10/31/11	3,492			X	0	7	HY S/L	3,492	0
41	TOOL BAR AND DISCS	10/31/11	1,395			X	0	7	HY S/L	1,395	0
43	PERFECTA S-TIME HARROW	10/31/11	2,800			X	0	7	HY S/L	2,800	0
44	STOLTZFUS MFG WLS 50LR SPREADE	2/28/12	14,099			X	7,049	7	HY S/L	14,099	0
45	MECHANICAL TRANSPLANTER MT-90	3/31/12	2,385			X	1,192	7	HY S/L	2,385	0
46	KEYLINE PLOW/SUBSOILER	3/31/12	10,469			X	5,234	7	HY S/L	10,469	0
47	KEYLINE PLOW/SUBSOILER	3/31/12	2,537			X	1,268	7	HY S/L	2,537	0
48	WATER TANK/TRAILER	3/31/13	5,860			X	2,930	7	HY S/L	5,860	0
49	WATER WHEEL PLANTER	3/31/13	4,160			X	2,080	7	HY S/L	4,160	0
50	UNDERCUTTER, SPREADER, SHANKS,	2/28/14	5,241			X	2,620	7	HY S/L	5,241	0
51	BASKET WEEDER	3/31/14	4,775			X	2,387	7	HY S/L	4,775	0
52	MACHIO TILLER	4/30/14	5,570			X	2,785	7	HY S/L	5,570	0
53	DR MOWER	4/30/14	3,052			X	1,526	7	HY S/L	3,052	0
55	HILLING DISCS	2/28/15	4,090			X	2,045	7	HY S/L	4,090	0
56	TRANSPORT DISC/BALE CARRIOER	2/28/15	4,525			X	2,262	7	HY S/L	4,525	0
57	CULTIVATOR	4/30/15	12,258			X	6,129	7	HY S/L	12,258	0
58	UNDERCUTTER 54	7/31/15	2,750			X	1,375	7	HY S/L	2,750	0
59	MASSEY FERGUSON PLOW	7/31/15	3,900			X	1,950	7	HY S/L	3,900	0
60	INTERSEEDER	9/30/15	24,300			X	12,150	7	HY S/L	24,300	0
61	CULTIVATING TRACTOR FROM ALLIS	9/30/15	5,250			X	2,625	7	HY S/L	5,250	0
62	DECEMBER PURCHASES	12/31/15	76,497			X	38,248	7	HY S/L	76,497	0
64	2002 DODGE RAM	11/30/11	15,300			X	0	5	HY S/L	15,300	0
67	LAPTOP - MAINTENANCE PERSON	1/31/17	999			X	499	3	HY S/L	999	0
69	RHINO	11/30/11	14,267			X	0	5	HY S/L	14,267	0
70	RHINO	8/31/13	21,910			X	10,955	5	HY S/L	21,910	0
71	FORD F250 SUPER DUTY 2008	6/18/15	29,869			X	14,934	5	HY S/L	30,494	0
78	WORK DONE ON LIGHTGRIDGE	1/31/16	42,567			X	26,287	20	HY S/L	16,280	1,314
81	LANDPRIDE FM3188 FLAIL MOWER	12/31/16	7,653			X	3,826	7	HY S/L	7,196	0
82	DELIVERY TRUCK	6/30/16	10,050			X	5,025	5	HY S/L	10,050	0
85	CONCRETE	1/31/17	21,870			X	14,541	20	HY S/L	7,329	727
86	POLE BARN	1/31/17	6,424			X	4,273	20	HY S/L	2,151	214
89	PLUMBING SUPPLIES	1/31/17	968			X	646	20	HY S/L	322	32
90	LAPTOP	9/30/11	2,317			X	0	3	HY S/L	2,317	0
92	POLE BARN - BUILDING PAD	1/31/17	8,345			X	5,551	20	HY S/L	2,794	278
94	POLE BARN	2/28/17	6,424			X	4,299	20	HY S/L	2,125	215
99	POLE BARN PLUMBING & INTERIOR	4/30/17	5,100			X	3,452	20	HY S/L	1,648	172
112	20FT EQUIPMENT TRAILER	2/28/17	5,973			X	2,986	7	HY S/L	5,472	426
116	VERMEER	5/31/17	3,061			X	1,530	7	HY S/L	2,696	218
124	BUILD 12 END WALLS FOR 6 GREENH	1/31/17	3,908			X	1,954	10	HY S/L	2,541	196
125	PEACH ORCHARD OH TO UG CONVER	7/31/17	4,574			X	3,149	20	HY S/L	1,425	157
130	FARM HOUSE CLEARING	11/30/17	4,375			X	3,202	20	HY S/L	1,173	160
138	PEACH ORCHARD LIVESTOCK OP-FEN	6/30/18	4,695			X	1,389	7	HY S/L	3,306	199
142	GRANGE FARM STAND PARKING LOT	5/31/18	16,000			X	7,680	10	HY S/L	8,320	768
145	GRANGE PACKING SHED - COOLER FI	5/31/18	800			X	384	10	HY S/L	416	38
147	GRANGE FARM BARN RENOVATION -	5/31/18	650			X	312	10	HY S/L	338	31
154	GRANGE FARM PACKING SHED - PREI	6/30/18	3,213			X	1,568	10	HY S/L	1,645	157
157	GRANGE FARM PACKING SHED	6/30/18	394			X	193	10	HY S/L	201	19
158	FARM STAND IMPROVEMENTS	6/30/18	462			X	226	10	HY S/L	236	23
164	GRANGE FARM PACKING SHED	8/31/18	10,350			X	5,201	10	HY S/L	5,149	520
168	PEACH ORCHARD BARN DRAW 2	5/31/18	21,476			X	15,641	20	HY S/L	5,835	782
172	PEACH ORCHARD SHED - EGG WASHI	5/31/18	4,341			X	2,084	10	HY S/L	2,257	208
177	EGG WASHING STATION	6/30/18	620			X	302	10	HY S/L	318	30
178	EGG WASHING STATION	6/30/18	5,400			X	2,632	10	HY S/L	2,768	263
187	FARM HOUSE	6/30/18	2,051			X	1,500	20	HY S/L	551	75
193	GRADING	6/30/18	5,027			X	3,682	20	HY S/L	1,345	184
198	FARM HOUSE	6/30/18	1,989			X	1,458	20	HY S/L	531	73
199	FARM HOUSE	6/30/18	3,041			X	2,227	20	HY S/L	814	112
201	FARM STAND WALK IN COOLER	5/31/18	27,372			X	7,821	7	HY S/L	19,551	1,117
207	ARCHERY RANGE	6/30/18	7,150			X	5,234	20	HY S/L	1,916	262
208	ARCHERY RANGE	6/30/18	2,813			X	2,059	20	HY S/L	754	103
209	ARCHERY RANGE	6/30/18	572			X	417	20	HY S/L	155	21

AMT Asset Report

Form 990, Page 1

Asset	Description	Date In Service	Cost	Bus %	Sec 179 Bonus	Basis for Depr	PerConv	Meth	Prior	Current
211	ARCHERY RANGE - MATERIALS FOR	6/30/18	428		X	315	20	HY S/L	113	15
214	ARCHERY RANGE - OUTDOOR BULLE	6/30/18	500		X	366	20	HY S/L	134	19
216	ARCHERY RANGE - MATERIALS FOR	6/30/18	866		X	636	20	HY S/L	230	32
222	MAINTENANCE SHED - PERMIT	6/30/18	520		X	381	20	HY S/L	139	19
225	RE-SIDING OF GREENS MAIN SHED	6/30/18	6,000		X	4,394	20	HY S/L	1,606	220
230	2018 BRI-MR 7X12	2/28/18	6,902		X	1,761	7	HY S/L	5,141	252
235	GRANGE FARM SEPTIC SYSTEM	6/30/19	35,977		X	20,776	10	HY S/L	15,201	2,078
			<u>812,865</u>			<u>375,161</u>			<u>653,854</u>	<u>12,049</u>

Other Depreciation:

1	LAND IMPROVEMENTS		0			0	0	HY	0	0
4	WELL SERVING GRANGE FARM	1/31/12	21,250			21,250	15	MO S/L	17,003	1,416
5	WELL SERVING FARM GARDEN	4/13/12	24,678			24,678	15	MO S/L	19,741	1,645
6	GRANGE FARM COMPOST	3/31/13	3,600			3,600	10	MO S/L	3,600	0
7	FLEETWOOD FARM WELL	5/31/13	35,445			35,445	15	MO S/L	25,205	2,363
8	FLEETWOOD FARM WELL	9/30/13	3,140			3,140	15	MO S/L	2,161	210
9	FARM FIELD GREENS	5/31/15	2,656			2,656	10	MO S/L	2,283	265
10	PERLIM WORK ON WELLS (NOT IN SE	1/31/16	5,940			5,940	10	MO S/L	4,752	594
11	BUILDINGS & IMPROVEMENTS		0			0	0	HY	0	0
12	GRANGE FARM STRUCTURE	1/31/12	21,819			21,819	20	MO S/L	13,092	1,091
13	GRANGE FARM STRUCTURE	3/31/12	268,665			268,665	20	MO S/L	158,954	13,433
14	FARM GARDEN STRUCTURE	6/30/12	46,139			46,139	20	MO S/L	26,723	2,307
15	BUILDOUT LOFT (CARPENTER BEACH	4/30/14	20,500			20,500	20	MO S/L	9,994	1,025
16	JOHN LAYNG (GRANGE GREENHOUSE)	6/30/14	4,000			4,000	20	MO S/L	2,000	200
18	HIGH TUNNEL	10/31/14	14,100			14,100	10	MO S/L	9,341	1,410
19	HIGH TUNNEL	12/31/14	4,793			4,793	10	MO S/L	3,613	480
20	HIGH TUNNEL SITE WORK	12/18/14	5,285			5,285	10	MO S/L	3,995	528
21	HIGH TUNNEL	4/30/15	4,173			4,173	10	MO S/L	3,076	418
22	FARM STAND IMPROVEMENTS	4/30/15	60,827			60,827	20	MO S/L	26,609	3,042
23	PRELIM WORK ON GRANT (NOT IN SE	1/31/16	51,161			51,161	10	MO S/L	40,928	5,116
24	BUILDINGS & IMP - HOUSING		0			0	0	HY	0	0
25	GRANGE FARM STRUCTURE	7/31/14	105,802			105,802	20	MO S/L	50,255	5,290
27	PRELIM WORK ON LIGHTRIDGE (NOT	1/31/16	35,370			35,370	20	MO S/L	14,152	1,768
28	FURNITURE & FIXTURES		0			0	0	HY	0	0
34	EQUIPMENT		0			0	0	HY	0	0
63	VEHICLES - FARM		0			0	0	HY	0	0
66	COMPUTER HARDWARE		0			0	0	HY	0	0
68	VEHICLES - CONSERVANCY		0			0	0	HY	0	0
72	FARM WELL VALLEY PASS	3/31/16	6,000			6,000	15	MO S/L	3,500	400
73	DEER FENCE	3/31/16	31,207			31,207	7	MO S/L	31,207	0
74	DEER FENCE	5/31/16	2,847			2,847	7	MO S/L	2,847	0
75	WELL TESTING AND DRILLING	6/30/16	27,122			27,122	15	MO S/L	14,239	1,808
76	GRANT WELL VALLEY DRILLING	9/30/16	9,751			9,751	15	MO S/L	4,875	650
77	SIX HIGH TUNNELS	1/31/17	3,018			3,018	10	MO S/L	2,114	302
79	KUBOTA DIESEL GENERATOR	11/30/16	5,500			5,500	7	MO S/L	5,500	0
80	KIFCOO 1.4 X350' HARD HOSE REEL	12/31/16	4,894			4,894	7	MO S/L	4,894	0
84	BUILDING IMPROVEMENTS - CONSER		0			0	0	HY	0	0
87	POLE BARN	1/31/17	19,890			19,890	20	MO S/L	6,965	994
88	POLE BARN	1/31/17	790			790	20	MO S/L	280	39
91	POLE BARN - PLUMBING/FRAMING SU	1/31/17	2,240			2,240	20	MO S/L	784	112
93	POLE BARN	1/31/17	30,720			30,720	20	MO S/L	10,752	1,536
95	POLE BARN PAD	2/28/17	3,219			3,219	20	MO S/L	1,114	161
96	POLE BARN - ELECTRICAL	2/28/17	23,600			23,600	20	MO S/L	8,162	1,180
97	POLE BARN - CABINETRY, PLYWOOD,	2/28/17	1,489			1,489	20	MO S/L	512	75
98	POLE BARN - PLUMBING & FENCING	3/31/17	733			733	20	MO S/L	253	36
100	POLE BARN STONE FOR ACCESS ROA	4/30/17	9,635			9,635	20	MO S/L	3,253	482
101	POLE BARN SEPTIC	4/30/17	1,680			1,680	20	MO S/L	567	84
102	POLE BARN SEPTIC	4/30/17	3,875			3,875	20	MO S/L	1,309	194
103	POLE BARN ELECTRICAL	4/30/17	5,900			5,900	20	MO S/L	1,991	295
104	POLE BARN INTERIOR FINSHES & LOC	5/31/17	808			808	20	MO S/L	267	41
105	POLE BARN ONSITE SEWAGE SYSTEM	6/30/17	30,358			30,358	20	MO S/L	9,993	1,518
106	POLE BARN - FENCE	7/31/17	4,490			4,490	20	MO S/L	1,462	224
107	POLE BARN WATER SUPPLY/PLUMBING	7/31/17	319			319	20	MO S/L	104	16
108	FUEL STATION POSTS, TRENCHER, CC	9/30/17	826			826	20	MO S/L	256	42
109	FUEL STATION - ELECTRICAL SUPPLIES	10/31/17	1,165			1,165	20	MO S/L	363	59
110	TAKE FOR FUEL STATION	11/30/17	16,414			16,414	20	MO S/L	5,063	820
111	INSTALLED ROOF OVER FUEL STATIC	12/31/17	2,332			2,332	20	MO S/L	721	116
113	LOG SPLITTER	2/28/17	3,144			3,144	7	MO S/L	3,106	38
114	PRO WOOD CHIPPER	3/31/17	2,650			2,650	7	MO S/L	2,589	61
115	VERMEER X2	4/30/17	41,996			41,996	7	MO S/L	40,494	1,502
117	BOBCAT T190	6/30/17	24,000			24,000	7	MO S/L	22,574	1,426

AMT Asset Report

Form 990, Page 1

Asset	Description	Date In Service	Cost	Bus %	Sec 179 Bonus	Basis for Depr	PerConv Meth	Prior	Current
118	PEACH ORCHARD FARM FENCE	8/31/17	83,504			83,504	7 MO S/L	76,528	6,976
119	REGRAVEL/ROLL HOUSE TO BARN, W	9/30/17	6,000			6,000	15 MO S/L	2,533	400
120	9 SHELTERS	10/31/17	9,583			9,583	7 MO S/L	8,556	1,027
121	PUMP & WELL SERVICE	10/31/17	5,294			5,294	15 MO S/L	2,206	353
122	WATERLINE AT PEACH ORCHARD	10/31/17	31,250			31,250	10 MO S/L	19,531	3,125
123	WELL 2	11/30/17	3,799			3,799	15 MO S/L	1,560	254
126	GREENHOUSE #2	11/30/17	3,686			3,686	20 MO S/L	1,135	185
127	PEACH ORCHARD BARN REPAIRS	12/31/17	30,919			30,919	20 MO S/L	9,405	1,546
128	BARN 1 & 2 WIRING AND UPGRADE	8/31/17	16,128			16,128	20 MO S/L	5,172	807
129	FARM HOUSE DESIGN SERVICES	11/30/17	9,123			9,123	20 MO S/L	2,546	456
131	FARM HOUSE LOUDOUN COUNTY PEI	12/31/17	2,120			2,120	20 MO S/L	592	106
132	MF 1035 DIESEL TRACTOR	3/31/17	10,050			10,050	7 MO S/L	9,812	238
133	TRACTOR-KUBOTA RTV X900 S/N 105	4/30/17	11,500			11,500	7 MO S/L	11,090	410
134	SPREADER T32210	5/31/17	2,014			2,014	7 MO S/L	1,920	94
135	GOLF CART	9/30/17	3,475			3,475	7 MO S/L	3,141	334
136	CONCRETE	11/30/17	605			605	20 MO S/L	183	31
137	CAPITAL REIMBURSEMENT FOR PEAC	1/31/18	-69,999			-69,999	15 MO S/L	-9,334	-4,666
139	ADDITIONAL WORK FOR INSTALLATI	7/31/18	15,000			15,000	10 MO S/L	8,250	1,500
140	STREAM EXCLUSION W/ GRAZING LA	7/31/18	-10,022			-10,022	15 MO S/L	-1,336	-668
141	GRANGE FARM STAND GATES	5/31/18	350			350	10 MO S/L	198	35
143	GRANGE GREENHOUSE RETROFIT	5/31/18	5,715			5,715	10 MO S/L	3,241	571
144	GRANGE PACKING SHED - COOLER FI	5/31/18	274			274	10 MO S/L	153	28
146	GRANGE FARM BARN RENOVATION	5/31/18	13,100			13,100	10 MO S/L	7,423	1,310
148	GRANGE FARM PACKING SHED - FLO	6/30/18	9			9	10 MO S/L	6	1
149	GRANGE FARM PACKING SHED - MISC	6/30/18	96			96	10 MO S/L	56	9
150	GRANGE FARM PACKING SHED - MISC	6/30/18	-124			-124	10 MO S/L	-24	-13
151	GRANGE FARM PACKING SHED - DEC	6/30/18	275			275	10 MO S/L	156	27
152	GRANGE FARM PACKING SHED - INV	6/30/18	35,569			35,569	10 MO S/L	19,860	3,557
153	GRANGE FARM STAND ELECTRICAL I	6/30/18	9,665			9,665	10 MO S/L	5,399	966
155	GRANGE FARM PACKING SHED	6/30/18	236			236	10 MO S/L	134	23
156	GRANGE FARM PACKING SHED	6/30/18	64			64	10 MO S/L	34	7
159	GRANGE FARM PACKING SHED - INV	7/31/18	4,225			4,225	10 MO S/L	2,326	422
160	GRANGE FARM PACKING SHED - GRA	7/31/18	2,473			2,473	10 MO S/L	1,359	248
161	GRANGE FARM BARN RENOVATION -	7/31/18	3,971			3,971	10 MO S/L	2,184	397
162	INSTALL MINI SPLIT SYSTEM & 2 WAI	7/31/18	15,745			15,745	10 MO S/L	8,662	1,574
163	HVAC INSTALL - FARM STAND	8/31/18	1,104			1,104	10 MO S/L	596	111
165	GRANGE FARM OFFICE	8/31/18	7,500			7,500	10 MO S/L	4,063	750
166	PROTECH SERVICES INV 10033	11/30/18	1,101			1,101	10 MO S/L	568	110
167	PEACH ORCHARD BARN DRAW 1	5/31/18	3,900			3,900	20 MO S/L	1,105	195
169	PEACH ORCHARD BARN RESTORATIC	5/31/18	13,673			13,673	10 MO S/L	7,747	1,368
170	PEACH ORCHARD SHED - EGG WASHI	5/31/18	4,117			4,117	10 MO S/L	2,334	411
171	PEACH ORCHARD SHED - EGG WASHI	5/31/18	1,200			1,200	10 MO S/L	680	120
173	PEACH ORCHARD BARN - ADDITIONA	5/31/18	768			768	10 MO S/L	436	77
174	EGG WASHING STATION - DRAIN LINE	5/31/18	2,322			2,322	10 MO S/L	1,315	232
175	PATCH AND PAINT	5/31/18	600			600	10 MO S/L	340	60
176	PEACH ORCHARD ROOF - INSURANCE	5/31/18	-1,320			-1,320	10 MO S/L	-264	-132
179	EGG WASHING STATION	6/30/18	456			456	10 MO S/L	257	45
180	WORK DONE ON LIGHTGRIDGE - SEP)	4/30/18	6,687			6,687	20 MO S/L	1,921	335
181	FARM HOUSE	6/30/18	1,683			1,683	20 MO S/L	469	84
182	FARM HOUSE	6/30/18	23,904			23,904	20 MO S/L	6,672	1,195
183	FARM HOUSE	6/30/18	42,260			42,260	20 MO S/L	11,798	2,113
184	FARM HOUSE	6/30/18	15,375			15,375	20 MO S/L	4,293	769
185	FARM HOUSE	6/30/18	17,641			17,641	20 MO S/L	4,925	882
186	FARM HOUSE	6/30/18	43,500			43,500	20 MO S/L	12,144	2,175
188	FARM HOUSE	6/30/18	42,241			42,241	20 MO S/L	11,792	2,112
189	FARM HOUSE	6/30/18	55,435			55,435	20 MO S/L	15,477	2,772
190	FARM HOUSE	6/30/18	36,384			36,384	20 MO S/L	10,156	1,819
191	FARM HOUSE	6/30/18	60,122			60,122	20 MO S/L	16,784	3,006
192	FARM HOUSE	6/30/18	18,173			18,173	20 MO S/L	5,075	908
194	TREE WORK	6/30/18	8,666			8,666	20 MO S/L	2,418	434
195	EROSION CONTROL	6/30/18	1,888			1,888	20 MO S/L	525	95
196	FARM HOUSE	6/30/18	48,748			48,748	20 MO S/L	13,607	2,438
197	HOUSE LANDSCAPING	6/30/18	2,918			2,918	20 MO S/L	815	146
202	ARCHERY RANGE	6/30/18	4,063			4,063	20 MO S/L	1,134	203
203	ARCHERY RANGE TARGET PADS	6/30/18	83			83	20 MO S/L	22	4
204	ARCHERY RANGE	6/30/18	6,000			6,000	20 MO S/L	1,675	300
205	ARCHERY RANGE	6/30/18	12,485			12,485	20 MO S/L	3,484	625
206	ARCHERY RANGE	6/30/18	2,700			2,700	20 MO S/L	754	135
210	ARCHERY RANGE	6/30/18	1,268			1,268	20 MO S/L	352	64
212	ARCHERY RANGE	6/30/18	774			774	20 MO S/L	218	38
213	ARCHERY RANGE	6/30/18	64			64	20 MO S/L	17	3
215	ARCHERY RANGE - POST ANCHORS	6/30/18	52			52	20 MO S/L	17	2

AMT Asset Report

Form 990, Page 1

Asset	Description	Date In Service	Cost	Bus %	Sec 179Bonus	Basis for Depr	PerConv Meth	Prior	Current
217	ARCHERY RANGE - CAUTION SIGNS	7/31/18	122			122	20 MO S/L	33	6
218	ARCHERY RANGE - STRAW & SEED	7/31/18	230			230	20 MO S/L	66	11
219	ARCHERY RANGE - EXTERIOR PAINTI	7/31/18	2,310			2,310	20 MO S/L	638	115
220	ARCHERY RANGE - ARCHERY SIGNS	7/31/18	550			550	20 MO S/L	154	27
221	ARCHERY RANGE - RETURN OF UNUS	7/31/18	-423			-423	20 MO S/L	-42	-21
223	MAINTENANCE SHED	6/30/18	3,410			3,410	20 MO S/L	954	170
224	MAINTENANCE SHED	6/30/18	3,410			3,410	20 MO S/L	954	170
226	MAINTENANCE SHED	6/30/18	2,248			2,248	20 MO S/L	626	113
227	CEDAR POND PAVILION	12/31/18	294,697			294,697	20 MO S/L	74,903	14,735
228	MINI SKID HOE SWING/HYDRAULIC K	1/31/18	7,995			7,995	7 MO S/L	6,852	1,143
229	2018 DIAMOND C16'	2/28/18	3,683			3,683	7 MO S/L	3,112	526
231	2018 FORD F-150	2/28/18	32,754			32,754	5 MO S/L	32,754	0
232	2003 FORD RANGER 1FTYR14V23TA39	3/06/19	7,300			7,300	5 MO S/L	7,057	243
233	PLASTIC LIFTER WINDER	2/21/19	4,115			4,115	7 MO S/L	2,891	588
234	FREEZER	6/28/19	2,774			2,774	7 MO S/L	1,815	397
236	FARM STAND GARDEN	6/30/19	28,079			28,079	10 MO S/L	12,870	2,808
237	GRANGE BARN SEPTIC SYSTEM	7/30/19	850			850	10 MO S/L	383	85
238	CONNECTION AND MAGNETIC WATEI	12/30/19	7,221			7,221	20 MO S/L	1,474	361
239	WELL PUMP COMPUTER	8/31/20	6,921			6,921	7 MO S/L	2,318	988
240	WATER LINE	1/30/20	8,325			8,325	20 MO S/L	1,664	417
241	JOHN DEERE LIME DRILL	4/23/20	610			610	7 MO S/L	389	87
242	2005 JUFCI WATER REEL	4/23/20	2,772			2,772	7 MO S/L	1,763	396
244	TRX 354 MOWER	8/20/20	13,846			13,846	7 MO S/L	6,758	1,978
246	LAND	1/01/20	3,988,863			3,988,863	0 -- Land	0	0
247	lanD	6/01/21	299,744			299,744	0 -- Land	0	0
248	SHED-GRANGE WELL	12/01/21	3,896			3,896	7 MO S/L	1,160	556
249	WELL	5/18/21	13,985			13,985	15 MO S/L	2,410	933
250	BRIDGE	7/06/21	4,379			4,379	7 MO S/L	1,512	625
251	LIGHTRIDGE SEPTIC	11/05/21	26,360			26,360	20 MO S/L	2,746	1,318
252	PEACH ORCHARD SEPTIC	11/05/21	54,485			54,485	20 MO S/L	5,677	2,725
253	DUMP TRAILER	10/26/21	3,222			3,222	7 MO S/L	978	461
254	TRACTOR	3/27/21	16,900			16,900	7 MO S/L	6,637	2,415
255	XP540 ALTOZ MOWER	4/09/21	10,424			10,424	7 MO S/L	3,909	1,489
256	2018 FORD F-150	12/03/21	39,338			39,338	5 MO S/L	12,507	7,868
257	MERCHANDISER FREEZER	5/04/22	3,599			3,599	7 MO S/L	857	514
258	CELLI Z90 SPADING MACHINE	5/04/22	12,500			12,500	7 MO S/L	2,976	1,785
259	THE BEST CHICKEN HOOP MOBILE	10/24/22	14,321			14,321	7 MO S/L	2,599	2,046
260	BUSH HOG 2215 BATWING ROTARY M	1/31/22	19,000			19,000	7 MO S/L	5,202	2,715
261	SPRINTER VAN	2/24/22	38,558			38,558	5 MO S/L	14,138	7,711
262	LAND	12/01/22	41,514			41,514	0 -- Land	0	0
263	CONSERVANCY POND INSPECTIONS	2/03/23	0			0	0 HY	0	0
264	NOVEC PROJECT FENCING	8/03/23	17,674			17,674	10 MO S/L	736	1,768
265	PACKING SHED AND WELL PROJECTS	1/31/24	184,814			184,814	15 MO S/L	0	11,294
266	LIGHTRIDGE HOUSE RENNOVATION	1/26/23	1,432			1,432	20 MO S/L	66	71
267	USED COOLER	7/31/23	25,000			25,000	7 MO S/L	1,488	3,572
268	NEW HOLLAND TRAILER	5/05/23	77,825			77,825	7 MO S/L	7,412	11,118
269	UTILITY TRAILER	12/31/23	6,769			6,769	7 MO S/L	0	967
270	2 ATVS- REPLACE STOLEN ATVS	9/30/23	32,526			32,526	5 MO S/L	1,626	6,506
271	SOLAR POWERED PUMP & DRIP INST/	7/01/24	40,921			40,921	15 MO S/L	0	1,364
272	PACKING SHED II	1/31/24	105,040			105,040	15 MO S/L	0	22,826
273	FLEETWOOD ADDITION	2/28/24	33,640			33,640	10 MO S/L	0	1,215
274	PEACH ORCHARD RENOVATION	12/31/24	41,719			41,719	10 MO S/L	0	0
275	CEDAR ROAD PROJECT	8/01/24	9,283			9,283	10 MO S/L	0	387
276	LIGHTRIDGE RENO II	11/30/24	99,479			99,479	10 MO S/L	0	829
277	KUBOTA ZERO TURN	7/31/24	8,399			8,399	7 MO S/L	0	500
278	2024 EQUIPMENT	1/31/24	35,402			35,402	7 MO S/L	0	1,365
279	DRIVEWAY/PARKING AREA	12/31/24	7,769			7,769	15 MO S/L	0	0
Total Other Depreciation			7,558,741			7,558,741		1,214,987	226,772
Total ACRS and Other Depreciation			7,558,741			7,558,741		1,214,987	226,772
Grand Totals			8,371,606			7,933,902		1,868,841	238,821
Less: Dispositions and Transfers			0			0		0	0
Net Grand Totals			8,371,606			7,933,902		1,868,841	238,821

Bonus Depreciation Report

Form 990, Page 1

Asset	Property Description	Date In Service	Tax Cost	Bus Pct	Tax Sec 179 Exp	Current Bonus	Prior Bonus	Tax - Basis for Depr
2	GARDEN ON FOUNDERS DRIVE	1/31/12	76,194		0	0	38,097	38,097
3	FARM FIELD IN GRANGE	1/31/12	73,162		0	0	36,581	36,581
17	WALK IN COOLER UPGRADES	9/30/14	2,797		0	0	1,399	1,398
26	GRANGE FARM STRUCTURE - FURNAC	12/31/14	6,400		0	0	3,200	3,200
29	FARM TENT	5/31/12	4,564		0	0	2,282	2,282
35	TRACTOR-KUBOTA 7040	11/30/11	38,380		0	0	38,380	0
36	LANDPRIDE RCR 1884 BUSHHOG	11/30/11	3,050		0	0	3,050	0
37	BEFCO C70 FLAIL MOWER	11/30/11	5,850		0	0	5,850	0
38	TRACTOR-KUBOTA 2620	7/31/11	17,500		0	0	17,500	0
40	WILLIAMS TOOL SYSTEM	10/31/11	3,492		0	0	3,492	0
41	TOOL BAR AND DISCS	10/31/11	1,395		0	0	1,395	0
43	PERFECTA S-TIME HARROW	10/31/11	2,800		0	0	2,800	0
44	STOLTZFUS MFG WLS 50LR SPREADER	2/28/12	14,099		0	0	7,050	7,049
45	MECHANICAL TRANSPLANTER MT-90 M	3/31/12	2,385		0	0	1,193	1,192
46	KEYLINE PLOW/SUBSOILER	3/31/12	10,469		0	0	5,235	5,234
47	KEYLINE PLOW/SUBSOILER	3/31/12	2,537		0	0	1,269	1,268
48	WATER TANK/TRAILER	3/31/13	5,860		0	0	2,930	2,930
49	WATER WHEEL PLANTER	3/31/13	4,160		0	0	2,080	2,080
50	UNDERCUTTER, SPREADER, SHANKS, T	2/28/14	5,241		0	0	2,621	2,620
51	BASKET WEEDER	3/31/14	4,775		0	0	2,388	2,387
52	MACHIO TILLER	4/30/14	5,570		0	0	2,785	2,785
53	DR MOWER	4/30/14	3,052		0	0	1,526	1,526
55	HILLING DISCS	2/28/15	4,090		0	0	2,045	2,045
56	TRANSPORT DISC/BALE CARRIOER	2/28/15	4,525		0	0	2,263	2,262
57	CULTIVATOR	4/30/15	12,258		0	0	6,129	6,129
58	UNDERCUTTER 54	7/31/15	2,750		0	0	1,375	1,375
59	MASSEY FERGUSON PLOW	7/31/15	3,900		0	0	1,950	1,950
60	INTERSEEDER	9/30/15	24,300		0	0	12,150	12,150
61	CULTIVATING TRACTOR FROM ALLIS C	9/30/15	5,250		0	0	2,625	2,625
62	DECEMBER PURCHASES	12/31/15	76,497		0	0	38,249	38,248
64	2002 DODGE RAM	11/30/11	15,300		0	0	15,300	0
67	LAPTOP - MAINTENANCE PERSON	1/31/17	999		0	0	500	499
69	RHINO	11/30/11	14,267		0	0	14,267	0
70	RHINO	8/31/13	21,910		0	0	10,955	10,955
71	FORD F250 SUPER DUTY 2008	6/18/15	29,869		0	0	14,935	14,934
78	WORK DONE ON LIGHTGRIDGE	1/31/16	42,567		0	0	16,280	26,287
81	LANDPRIDE FM3188 FLAIL MOWER	12/31/16	7,653		0	0	3,827	3,826
82	DELIVERY TRUCK	6/30/16	10,050		0	0	5,025	5,025
85	CONCRETE	1/31/17	21,870		0	0	7,329	14,541
86	POLE BARN	1/31/17	6,424		0	0	2,151	4,273
89	PLUMBING SUPPLIES	1/31/17	968		0	0	322	646
90	LAPTOP	9/30/11	2,317		0	0	2,317	0
92	POLE BARN - BUILDING PAD	1/31/17	8,345		0	0	2,794	5,551
94	POLE BARN	2/28/17	6,424		0	0	2,125	4,299
99	POLE BARN PLUMBING & INTERIOR	4/30/17	5,100		0	0	1,648	3,452
112	20FT EQUIPMENT TRAILER	2/28/17	5,973		0	0	2,987	2,986
116	VERMEER	5/31/17	3,061		0	0	1,531	1,530
124	BUILD 12 END WALLS FOR 6 GREENHO	1/31/17	3,908		0	0	1,954	1,954
125	PEACH ORCHARD OH TO UG CONVERS	7/31/17	4,574		0	0	1,425	3,149
130	FARM HOUSE CLEARING	11/30/17	4,375		0	0	1,173	3,202
138	PEACH ORCHARD LIVESTOCK OP-FENC	6/30/18	4,695		0	0	3,306	1,389
142	GRANGE FARM STAND PARKING LOT	5/31/18	16,000		0	0	8,320	7,680
145	GRANGE PACKING SHED - COOLER FLC	5/31/18	800		0	0	416	384
147	GRANGE FARM BARN RENOVATION - C	5/31/18	650		0	0	338	312
154	GRANGE FARM PACKING SHED - PREP	6/30/18	3,213		0	0	1,645	1,568
157	GRANGE FARM PACKING SHED	6/30/18	394		0	0	201	193
158	FARM STAND IMPROVEMENTS	6/30/18	462		0	0	236	226
164	GRANGE FARM PACKING SHED	8/31/18	10,350		0	0	5,149	5,201
168	PEACH ORCHARD BARN DRAW 2	5/31/18	21,476		0	0	5,835	15,641
172	PEACH ORCHARD SHED - EGG WASHIN	5/31/18	4,341		0	0	2,257	2,084
177	EGG WASHING STATION	6/30/18	620		0	0	318	302
178	EGG WASHING STATION	6/30/18	5,400		0	0	2,768	2,632
187	FARM HOUSE	6/30/18	2,051		0	0	551	1,500
193	GRADING	6/30/18	5,027		0	0	1,345	3,682
198	FARM HOUSE	6/30/18	1,989		0	0	531	1,458
199	FARM HOUSE	6/30/18	3,041		0	0	814	2,227
201	FARM STAND WALK IN COOLER	5/31/18	27,372		0	0	19,551	7,821
207	ARCHERY RANGE	6/30/18	7,150		0	0	1,916	5,234
208	ARCHERY RANGE	6/30/18	2,813		0	0	754	2,059
209	ARCHERY RANGE	6/30/18	572		0	0	155	417
211	ARCHERY RANGE - MATERIALS FOR T	6/30/18	428		0	0	113	315
214	ARCHERY RANGE - OUTDOOR BULLET	6/30/18	500		0	0	134	366

Bonus Depreciation Report

Form 990, Page 1

Asset	Property Description	Date In Service	Tax Cost	Bus Pct	Tax Sec 179 Exp	Current Bonus	Prior Bonus	Tax - Basis for Depr
216	ARCHERY RANGE - MATERIALS FOR T	6/30/18	866		0	0	230	636
222	MAINTENANCE SHED - PERMIT	6/30/18	520		0	0	139	381
225	RE-SIDING OF GREENS MAIN SHED	6/30/18	6,000		0	0	1,606	4,394
230	2018 BRI-MR 7X12	2/28/18	6,902		0	0	5,141	1,761
235	GRANGE FARM SEPTIC SYSTEM	6/30/19	35,977		0	0	15,201	20,776
Grand Total			<u>812,865</u>		<u>0</u>	<u>0</u>	<u>437,704</u>	<u>375,161</u>

Depreciation Adjustment Report

All Business Activities

Form	Unit	Asset	Description	Tax	AMT	AMT Adjustments/ Preferences
MACRS Adjustments:						
Page 1	1	2	GARDEN ON FOUNDERS DRIVE	0	0	0
Page 1	1	3	FARM FIELD IN GRANGE	0	0	0
Page 1	1	17	WALK IN COOLER UPGRADES	0	0	0
Page 1	1	26	GRANGE FARM STRUCTURE - FURNACE	320	320	0
Page 1	1	29	FARM TENT	0	0	0
Page 1	1	35	TRACTOR-KUBOTA 7040	0	0	0
Page 1	1	36	LANDPRIDE RCR 1884 BUSHHOG	0	0	0
Page 1	1	37	BEFCO C70 FLAIL MOWER	0	0	0
Page 1	1	38	TRACTOR-KUBOTA 2620	0	0	0
Page 1	1	40	WILLIAMS TOOL SYSTEM	0	0	0
Page 1	1	41	TOOL BAR AND DISCS	0	0	0
Page 1	1	43	PERFECTA S-TIME HARROW	0	0	0
Page 1	1	44	STOLTZFUS MFG WLS 50LR SPREADER	0	0	0
Page 1	1	45	MECHANICAL TRANSPLANTER MT-90 MU	0	0	0
Page 1	1	46	KEYLINE PLOW/SUBSOILER	0	0	0
Page 1	1	47	KEYLINE PLOW/SUBSOILER	0	0	0
Page 1	1	48	WATER TANK/TRAILER	0	0	0
Page 1	1	49	WATER WHEEL PLANTER	0	0	0
Page 1	1	50	UNDERCUTTER, SPREADER, SHANKS, TIN	0	0	0
Page 1	1	51	BASKET WEEDER	0	0	0
Page 1	1	52	MACHIO TILLER	0	0	0
Page 1	1	53	DR MOWER	0	0	0
Page 1	1	55	HILLING DISCS	0	0	0
Page 1	1	56	TRANSPORT DISC/BALE CARRIOER	0	0	0
Page 1	1	57	CULTIVATOR	0	0	0
Page 1	1	58	UNDERCUTTER 54	0	0	0
Page 1	1	59	MASSEY FERGUSON PLOW	0	0	0
Page 1	1	60	INTERSEEDER	0	0	0
Page 1	1	61	CULTIVATING TRACTOR FROM ALLIS CH	0	0	0
Page 1	1	62	DECEMBER PURCHASES	0	0	0
Page 1	1	64	2002 DODGE RAM	0	0	0
Page 1	1	67	LAPTOP - MAINTENANCE PERSON	0	0	0
Page 1	1	69	RHINO	0	0	0
Page 1	1	70	RHINO	0	0	0
Page 1	1	71	FORD F250 SUPER DUTY 2008	0	0	0
Page 1	1	78	WORK DONE ON LIGHTGRIDGE	1,314	1,314	0
Page 1	1	81	LANDPRIDE FM3188 FLAIL MOWER	0	0	0
Page 1	1	82	DELIVERY TRUCK	0	0	0
Page 1	1	85	CONCRETE	727	727	0
Page 1	1	86	POLE BARN	214	214	0
Page 1	1	89	PLUMBING SUPPLIES	32	32	0
Page 1	1	90	LAPTOP	0	0	0
Page 1	1	92	POLE BARN - BUILDING PAD	278	278	0
Page 1	1	94	POLE BARN	215	215	0
Page 1	1	99	POLE BARN PLUMBING & INTERIOR	172	172	0
Page 1	1	112	20FT EQUIPMENT TRAILER	426	426	0
Page 1	1	116	VERMEER	218	218	0
Page 1	1	124	BUILD 12 END WALLS FOR 6 GREENHOUS	196	196	0
Page 1	1	125	PEACH ORCHARD OH TO UG CONVERSIOI	157	157	0
Page 1	1	130	FARM HOUSE CLEARING	160	160	0
Page 1	1	138	PEACH ORCHARD LIVESTOCK OP-FENCEI	199	199	0
Page 1	1	142	GRANGE FARM STAND PARKING LOT	768	768	0
Page 1	1	145	GRANGE PACKING SHED - COOLER FLOO	38	38	0
Page 1	1	147	GRANGE FARM BARN RENOVATION - CLE	31	31	0
Page 1	1	154	GRANGE FARM PACKING SHED - PREP FO	157	157	0
Page 1	1	157	GRANGE FARM PACKING SHED	19	19	0
Page 1	1	158	FARM STAND IMPROVEMENTS	23	23	0
Page 1	1	164	GRANGE FARM PACKING SHED	520	520	0
Page 1	1	168	PEACH ORCHARD BARN DRAW 2	782	782	0
Page 1	1	172	PEACH ORCHARD SHED - EGG WASHING S	208	208	0
Page 1	1	177	EGG WASHING STATION	30	30	0
Page 1	1	178	EGG WASHING STATION	263	263	0
Page 1	1	187	FARM HOUSE	75	75	0
Page 1	1	193	GRADING	184	184	0
Page 1	1	198	FARM HOUSE	73	73	0
Page 1	1	199	FARM HOUSE	112	112	0
Page 1	1	201	FARM STAND WALK IN COOLER	1,117	1,117	0

Depreciation Adjustment Report

All Business Activities

Form	Unit	Asset	Description	Tax	AMT	AMT Adjustments/ Preferences
Page 1	1	207	ARCHERY RANGE	262	262	0
Page 1	1	208	ARCHERY RANGE	103	103	0
Page 1	1	209	ARCHERY RANGE	21	21	0
Page 1	1	211	ARCHERY RANGE - MATERIALS FOR TARG	15	15	0
Page 1	1	214	ARCHERY RANGE - OUTDOOR BULLETIN	19	19	0
Page 1	1	216	ARCHERY RANGE - MATERIALS FOR TARG	32	32	0
Page 1	1	222	MAINTENANCE SHED - PERMIT	19	19	0
Page 1	1	225	RE-SIDING OF GREENS MAIN SHED	220	220	0
Page 1	1	230	2018 BRI-MR 7X12	252	252	0
Page 1	1	235	GRANGE FARM SEPTIC SYSTEM	2,078	2,078	0
				<u>12,049</u>	<u>12,049</u>	<u>0</u>

Asset	Description	Date In Service	Cost	Tax	AMT
Prior MACRS:					
2	GARDEN ON FOUNDERS DRIVE	1/31/12	76,194	0	0
3	FARM FIELD IN GRANGE	1/31/12	73,162	0	0
17	WALK IN COOLER UPGRADES	9/30/14	2,797	0	0
26	GRANGE FARM STRUCTURE - FURNACE	12/31/14	6,400	0	0
29	FARM TENT	5/31/12	4,564	0	0
35	TRACTOR-KUBOTA 7040	11/30/11	38,380	0	0
36	LANDPRIDE RCR 1884 BUSHHOG	11/30/11	3,050	0	0
37	BEFCO C70 FLAIL MOWER	11/30/11	5,850	0	0
38	TRACTOR-KUBOTA 2620	7/31/11	17,500	0	0
40	WILLIAMS TOOL SYSTEM	10/31/11	3,492	0	0
41	TOOL BAR AND DISCS	10/31/11	1,395	0	0
43	PERFECTA S-TIME HARROW	10/31/11	2,800	0	0
44	STOLTZFUS MFG WLS 50LR SPREADER	2/28/12	14,099	0	0
45	MECHANICAL TRANSPLANTER MT-90 MU	3/31/12	2,385	0	0
46	KEYLINE PLOW/SUBSOILER	3/31/12	10,469	0	0
47	KEYLINE PLOW/SUBSOILER	3/31/12	2,537	0	0
48	WATER TANK/TRAILER	3/31/13	5,860	0	0
49	WATER WHEEL PLANTER	3/31/13	4,160	0	0
50	UNDERCUTTER, SPREADER, SHANKS, TIN	2/28/14	5,241	0	0
51	BASKET WEEDER	3/31/14	4,775	0	0
52	MACHIO TILLER	4/30/14	5,570	0	0
53	DR MOWER	4/30/14	3,052	0	0
55	HILLING DISCS	2/28/15	4,090	0	0
56	TRANSPORT DISC/BALE CARRIOER	2/28/15	4,525	0	0
57	CULTIVATOR	4/30/15	12,258	0	0
58	UNDERCUTTER 54	7/31/15	2,750	0	0
59	MASSEY FERGUSON PLOW	7/31/15	3,900	0	0
60	INTERSEEDER	9/30/15	24,300	0	0
61	CULTIVATING TRACTOR FROM ALLIS CH	9/30/15	5,250	0	0
62	DECEMBER PURCHASES	12/31/15	76,497	0	0
64	2002 DODGE RAM	11/30/11	15,300	0	0
67	LAPTOP - MAINTENANCE PERSON	1/31/17	999	0	0
69	RHINO	11/30/11	14,267	0	0
70	RHINO	8/31/13	21,910	0	0
71	FORD F250 SUPER DUTY 2008	6/18/15	29,869	0	0
78	WORK DONE ON LIGHTGRIDGE	1/31/16	42,567	1,249	1,249
81	LANDPRIDE FM3188 FLAIL MOWER	12/31/16	7,653	0	0
82	DELIVERY TRUCK	6/30/16	10,050	0	0
85	CONCRETE	1/31/17	21,870	691	691
86	POLE BARN	1/31/17	6,424	203	203
89	PLUMBING SUPPLIES	1/31/17	968	31	31
90	LAPTOP	9/30/11	2,317	0	0
92	POLE BARN - BUILDING PAD	1/31/17	8,345	263	263
94	POLE BARN	2/28/17	6,424	204	204
99	POLE BARN PLUMBING & INTERIOR	4/30/17	5,100	164	164
112	20FT EQUIPMENT TRAILER	2/28/17	5,973	0	0
116	VERMEER	5/31/17	3,061	0	0
124	BUILD 12 END WALLS FOR 6 GREENHOUS	1/31/17	3,908	195	195
125	PEACH ORCHARD OH TO UG CONVERSIOI	7/31/17	4,574	150	150
130	FARM HOUSE CLEARING	11/30/17	4,375	152	152
138	PEACH ORCHARD LIVESTOCK OP-FENCEI	6/30/18	4,695	170	170
142	GRANGE FARM STAND PARKING LOT	5/31/18	16,000	691	691
145	GRANGE PACKING SHED - COOLER FLOOI	5/31/18	800	35	35
147	GRANGE FARM BARN RENOVATION - CLE	5/31/18	650	28	28
154	GRANGE FARM PACKING SHED - PREP FO	6/30/18	3,213	141	141
157	GRANGE FARM PACKING SHED	6/30/18	394	17	17
158	FARM STAND IMPROVEMENTS	6/30/18	462	20	20
164	GRANGE FARM PACKING SHED	8/31/18	10,350	468	468
168	PEACH ORCHARD BARN DRAW 2	5/31/18	21,476	743	743
172	PEACH ORCHARD SHED - EGG WASHING :	5/31/18	4,341	188	188
177	EGG WASHING STATION	6/30/18	620	27	27
178	EGG WASHING STATION	6/30/18	5,400	237	237
187	FARM HOUSE	6/30/18	2,051	71	71
193	GRADING	6/30/18	5,027	175	175
198	FARM HOUSE	6/30/18	1,989	69	69
199	FARM HOUSE	6/30/18	3,041	105	105
201	FARM STAND WALK IN COOLER	5/31/18	27,372	958	958
207	ARCHERY RANGE	6/30/18	7,150	249	249

Asset	Description	Date In Service	Cost	Tax	AMT
208	ARCHERY RANGE	6/30/18	2,813	98	98
209	ARCHERY RANGE	6/30/18	572	20	20
211	ARCHERY RANGE - MATERIALS FOR TARC	6/30/18	428	15	15
214	ARCHERY RANGE - OUTDOOR BULLETIN	6/30/18	500	17	17
216	ARCHERY RANGE - MATERIALS FOR TARC	6/30/18	866	30	30
222	MAINTENANCE SHED - PERMIT	6/30/18	520	18	18
225	RE-SIDING OF GREENS MAIN SHED	6/30/18	6,000	209	209
230	2018 BRI-MR 7X12	2/28/18	6,902	216	216
235	GRANGE FARM SEPTIC SYSTEM	6/30/19	35,977	1,870	1,870
			<u>812,865</u>	<u>10,187</u>	<u>10,187</u>

Other Depreciation:

1	LAND IMPROVEMENTS		0	0	0
4	WELL SERVING GRANGE FARM	1/31/12	21,250	1,417	1,417
5	WELL SERVING FARM GARDEN	4/13/12	24,678	1,646	1,646
6	GRANGE FARM COMPOST	3/31/13	3,600	0	0
7	FLEETWOOD FARM WELL	5/31/13	35,445	2,363	2,363
8	FLEETWOOD FARM WELL	9/30/13	3,140	209	209
9	FARM FIELD GREENS	5/31/15	2,656	108	108
10	PERLIM WORK ON WELLS (NOT IN SERVIC	1/31/16	5,940	594	594
11	BUILDINGS & IMPROVEMENTS		0	0	0
12	GRANGE FARM STRUCTURE	1/31/12	21,819	1,091	1,091
13	GRANGE FARM STRUCTURE	3/31/12	268,665	13,434	13,434
14	FARM GARDEN STRUCTURE	6/30/12	46,139	2,307	2,307
15	BUILDOUT LOFT (CARPENTER BEACH)	4/30/14	20,500	1,025	1,025
16	JOHN LAYNG (GRANGE GREENHOUSE)	6/30/14	4,000	200	200
18	HIGH TUNNEL	10/31/14	14,100	1,410	1,410
19	HIGH TUNNEL	12/31/14	4,793	479	479
20	HIGH TUNNEL SITE WORK	12/18/14	5,285	529	529
21	HIGH TUNNEL	4/30/15	4,173	417	417
22	FARM STAND IMPROVEMENTS	4/30/15	60,827	3,041	3,041
23	PRELIM WORK ON GRANT (NOT IN SERVIC	1/31/16	51,161	5,117	5,117
24	BUILDINGS & IMP - HOUSING		0	0	0
25	GRANGE FARM STRUCTURE	7/31/14	105,802	5,290	5,290
27	PRELIM WORK ON LIGHTRIDGE (NOT IN S	1/31/16	35,370	1,769	1,769
28	FURNITURE & FIXTURES		0	0	0
34	EQUIPMENT		0	0	0
63	VEHICLES - FARM		0	0	0
66	COMPUTER HARDWARE		0	0	0
68	VEHICLES - CONSERVANCY		0	0	0
72	FARM WELL VALLEY PASS	3/31/16	6,000	400	400
73	DEER FENCE	3/31/16	31,207	0	0
74	DEER FENCE	5/31/16	2,847	0	0
75	WELL TESTING AND DRILLING	6/30/16	27,122	1,808	1,808
76	GRANT WELL VALLEY DRILLING	9/30/16	9,751	650	650
77	SIX HIGH TUNNELS	1/31/17	3,018	301	301
79	KUBOTA DIESEL GENERATOR	11/30/16	5,500	0	0
80	KIFCOO 1.4 X350' HARD HOSE REEL	12/31/16	4,894	0	0
84	BUILDING IMPROVEMENTS - CONSERVAN		0	0	0
87	POLE BARN	1/31/17	19,890	995	995
88	POLE BARN	1/31/17	790	40	40
91	POLE BARN - PLUMBING/FRAMING SUPPL	1/31/17	2,240	112	112
93	POLE BARN	1/31/17	30,720	1,536	1,536
95	POLE BARN PAD	2/28/17	3,219	161	161
96	POLE BARN - ELECTRICAL	2/28/17	23,600	1,180	1,180
97	POLE BARN - CABINERY, PLYWOOD, PLU	2/28/17	1,489	74	74
98	POLE BARN - PLUMBING & FENCING	3/31/17	733	37	37
100	POLE BARN STONE FOR ACCESS ROAD	4/30/17	9,635	481	481
101	POLE BARN SEPTIC	4/30/17	1,680	84	84
102	POLE BARN SEPTIC	4/30/17	3,875	193	193
103	POLE BARN ELECTRICAL	4/30/17	5,900	295	295
104	POLE BARN INTERIOR FINSHES & LOCKE	5/31/17	808	40	40
105	POLE BARN ONSITE SEWAGE SYSTEM	6/30/17	30,358	1,518	1,518
106	POLE BARN - FENCE	7/31/17	4,490	225	225
107	POLE BARN WATER SUPPLY/PLUMBING/H	7/31/17	319	16	16
108	FUEL STATION POSTS, TRENCHER, CONCI	9/30/17	826	41	41
109	FUEL STATION - ELECTRICAL SUPPLIES/E	10/31/17	1,165	58	58
110	TAKE FOR FUEL STATION	11/30/17	16,414	821	821
111	INSTALLED ROOF OVER FUEL STATION &	12/31/17	2,332	117	117

Asset	Description	Date In Service	Cost	Tax	AMT
113	LOG SPLITTER	2/28/17	3,144	0	0
114	PRO WOOD CHIPPER	3/31/17	2,650	0	0
115	VERMEER X2	4/30/17	41,996	0	0
117	BOBCAT T190	6/30/17	24,000	0	0
118	PEACH ORCHARD FARM FENCE	8/31/17	83,504	0	0
119	REGRAVEL/ROLL HOUSE TO BARN, WELL	9/30/17	6,000	400	400
120	9 SHELTERS	10/31/17	9,583	0	0
121	PUMP & WELL SERVICE	10/31/17	5,294	353	353
122	WATERLINE AT PEACH ORCHARD	10/31/17	31,250	3,125	3,125
123	WELL 2	11/30/17	3,799	253	253
126	GREENHOUSE #2	11/30/17	3,686	184	184
127	PEACH ORCHARD BARN REPAIRS	12/31/17	30,919	1,546	1,546
128	BARN 1 & 2 WIRING AND UPGRADE	8/31/17	16,128	806	806
129	FARM HOUSE DESIGN SERVICES	11/30/17	9,123	456	456
131	FARM HOUSE LOUDOUN COUNTY PERMI	12/31/17	2,120	106	106
132	MF 1035 DIESEL TRACTOR	3/31/17	10,050	0	0
133	TRACTOR-KUBOTA RTV X900 S/N 10519	4/30/17	11,500	0	0
134	SPREADER T32210	5/31/17	2,014	0	0
135	GOLF CART	9/30/17	3,475	0	0
136	CONCRETE	11/30/17	605	30	30
137	CAPITAL REIMBURSEMENT FOR PEACH O	1/31/18	-69,999	-4,667	-4,667
139	ADDITIONAL WORK FOR INSTALLATION C	7/31/18	15,000	1,500	1,500
140	STREAM EXCLUSION W/ GRAZING LAND I	7/31/18	-10,022	-668	-668
141	GRANGE FARM STAND GATES	5/31/18	350	35	35
143	GRANGE GREENHOUSE RETROFIT	5/31/18	5,715	572	572
144	GRANGE PACKING SHED - COOLER FLOOI	5/31/18	274	27	27
146	GRANGE FARM BARN RENOVATION	5/31/18	13,100	1,310	1,310
148	GRANGE FARM PACKING SHED - FLOOR I	6/30/18	9	1	1
149	GRANGE FARM PACKING SHED - MISC M/	6/30/18	96	10	10
150	GRANGE FARM PACKING SHED - MISC M/	6/30/18	-124	-12	-12
151	GRANGE FARM PACKING SHED - DECK SI	6/30/18	275	28	28
152	GRANGE FARM PACKING SHED - INV 2194	6/30/18	35,569	3,557	3,557
153	GRANGE FARM STAND ELECTRICAL IMPR	6/30/18	9,665	967	967
155	GRANGE FARM PACKING SHED	6/30/18	236	24	24
156	GRANGE FARM PACKING SHED	6/30/18	64	6	6
159	GRANGE FARM PACKING SHED - INV 2207	7/31/18	4,225	423	423
160	GRANGE FARM PACKING SHED - GRADIN	7/31/18	2,473	247	247
161	GRANGE FARM BARN RENOVATION - MIN	7/31/18	3,971	397	397
162	INSTALL MINI SPLIT SYSTEM & 2 WALKIN	7/31/18	15,745	1,575	1,575
163	HVAC INSTALL - FARM STAND	8/31/18	1,104	110	110
165	GRANGE FARM OFFICE	8/31/18	7,500	750	750
166	PROTECH SERVICES INV 10033	11/30/18	1,101	110	110
167	PEACH ORCHARD BARN DRAW 1	5/31/18	3,900	195	195
169	PEACH ORCHARD BARN RESTORATION	5/31/18	13,673	1,367	1,367
170	PEACH ORCHARD SHED - EGG WASHING S	5/31/18	4,117	412	412
171	PEACH ORCHARD SHED - EGG WASHING S	5/31/18	1,200	120	120
173	PEACH ORCHARD BARN - ADDITIONAL CI	5/31/18	768	76	76
174	EGG WASHING STATION - DRAIN LINE & C	5/31/18	2,322	233	233
175	PATCH AND PAINT	5/31/18	600	60	60
176	PEACH ORCHARD ROOF - INSURANCE CL	5/31/18	-1,320	-132	-132
179	EGG WASHING STATION	6/30/18	456	46	46
180	WORK DONE ON LIGHTGRIDGE - SEPTIC F	4/30/18	6,687	334	334
181	FARM HOUSE	6/30/18	1,683	84	84
182	FARM HOUSE	6/30/18	23,904	1,196	1,196
183	FARM HOUSE	6/30/18	42,260	2,113	2,113
184	FARM HOUSE	6/30/18	15,375	768	768
185	FARM HOUSE	6/30/18	17,641	882	882
186	FARM HOUSE	6/30/18	43,500	2,175	2,175
188	FARM HOUSE	6/30/18	42,241	2,112	2,112
189	FARM HOUSE	6/30/18	55,435	2,771	2,771
190	FARM HOUSE	6/30/18	36,384	1,820	1,820
191	FARM HOUSE	6/30/18	60,122	3,006	3,006
192	FARM HOUSE	6/30/18	18,173	909	909
194	TREE WORK	6/30/18	8,666	433	433
195	EROSION CONTROL	6/30/18	1,888	94	94
196	FARM HOUSE	6/30/18	48,748	2,437	2,437
197	HOUSE LANDSCAPING	6/30/18	2,918	146	146
202	ARCHERY RANGE	6/30/18	4,063	203	203
203	ARCHERY RANGE TARGET PADS	6/30/18	83	4	4
204	ARCHERY RANGE	6/30/18	6,000	300	300
205	ARCHERY RANGE	6/30/18	12,485	624	624
206	ARCHERY RANGE	6/30/18	2,700	135	135

Asset	Description	Date In Service	Cost	Tax	AMT
210	ARCHERY RANGE	6/30/18	1,268	63	63
212	ARCHERY RANGE	6/30/18	774	39	39
213	ARCHERY RANGE	6/30/18	64	4	4
215	ARCHERY RANGE - POST ANCHORS	6/30/18	52	3	3
217	ARCHERY RANGE - CAUTION SIGNS	7/31/18	122	6	6
218	ARCHERY RANGE - STRAW & SEED	7/31/18	230	12	12
219	ARCHERY RANGE - EXTERIOR PAINTING (7/31/18	2,310	116	116
220	ARCHERY RANGE - ARCHERY SIGNS	7/31/18	550	28	28
221	ARCHERY RANGE - RETURN OF UNUSED I	7/31/18	-423	-21	-21
223	MAINTENANCE SHED	6/30/18	3,410	171	171
224	MAINTENANCE SHED	6/30/18	3,410	171	171
226	MAINTENANCE SHED	6/30/18	2,248	112	112
227	CEDAR POND PAVILION	12/31/18	294,697	14,735	14,735
228	MINI SKID HOE SWING/HYDRAULIC KIT/B	1/31/18	7,995	0	0
229	2018 DIAMOND C16'	2/28/18	3,683	45	45
231	2018 FORD F-150	2/28/18	32,754	0	0
232	2003 FORD RANGER 1FTYR14V23TA39079	3/06/19	7,300	0	0
233	PLASTIC LIFTER WINDER	2/21/19	4,115	588	588
234	FREEZER	6/28/19	2,774	396	396
236	FARM STAND GARDEN	6/30/19	28,079	2,808	2,808
237	GRANGE BARN SEPTIC SYSTEM	7/30/19	850	85	85
238	CONNECTION AND MAGNETIC WATER	12/30/19	7,221	361	361
239	WELL PUMP COMPUTER	8/31/20	6,921	989	989
240	WATER LINE	1/30/20	8,325	416	416
241	JOHN DEERE LIME DRILL	4/23/20	610	87	87
242	2005 JUFCI WATER REEL	4/23/20	2,772	396	396
244	TRX 354 MOWER	8/20/20	13,846	1,978	1,978
246	LAND	1/01/20	3,988,863	0	0
247	laND	6/01/21	299,744	0	0
248	SHED-GRANGE WELL	12/01/21	3,896	557	557
249	WELL	5/18/21	13,985	932	932
250	BRIDGE	7/06/21	4,379	626	626
251	LIGHTRIDGE SEPTIC	11/05/21	26,360	1,318	1,318
252	PEACH ORCHARD SEPTIC	11/05/21	54,485	2,724	2,724
253	DUMP TRAILER	10/26/21	3,222	460	460
254	TRACTOR	3/27/21	16,900	2,414	2,414
255	XP540 ALTOZ MOWER	4/09/21	10,424	1,489	1,489
256	2018 FORD F-150	12/03/21	39,338	7,867	7,867
257	MERCHANDISER FREEZER	5/04/22	3,599	514	514
258	CELLI Z90 SPADING MACHINE	5/04/22	12,500	1,786	1,786
259	THE BEST CHICKEN HOOP MOBILE	10/24/22	14,321	2,046	2,046
260	BUSH HOG 2215 BATWING ROTARY MOW	1/31/22	19,000	2,714	2,714
261	SPRINTER VAN	2/24/22	38,558	7,712	7,712
262	LAND	12/01/22	41,514	0	0
263	CONSERVANCY POND INSPECTIONS	2/03/23	10,200	1,020	0
264	NOVEC PROJECT FENCING	8/03/23	17,674	1,767	1,767
265	PACKING SHED AND WELL PROJECTS	1/31/24	184,814	12,321	12,321
266	LIGHTRIDGE HOUSE RENNOVATION	1/26/23	1,432	72	72
267	USED COOLER	7/31/23	25,000	3,571	3,571
268	NEW HOLLAND TRAILER	5/05/23	77,825	11,118	11,118
269	UTILITY TRAILER	12/31/23	6,769	967	967
270	2 ATVS- REPLACE STOLEN ATVS	9/30/23	32,526	6,505	6,505
271	SOLAR POWERED PUMP & DRIP INSTALL	7/01/24	40,921	2,728	2,728
272	PACKING SHED II	1/31/24	105,040	7,003	7,003
273	FLEETWOOD ADDITION	2/28/24	33,640	3,364	3,364
274	PEACH ORCHARD RENOVATION	12/31/24	41,719	4,172	4,172
275	CEDAR ROAD PROJECT	8/01/24	9,283	928	928
276	LIGHTRIDGE RENO II	11/30/24	99,479	9,948	9,948
277	KUBOTA ZERO TURN	7/31/24	8,399	1,200	1,200
278	2024 EQUIPMENT	1/31/24	35,402	5,057	5,057
279	DRIVEWAY/PARKING AREA	12/31/24	7,769	518	518
Total Other Depreciation			7,568,941	221,119	220,099
Total ACRS and Other Depreciation			7,568,941	221,119	220,099
Grand Totals			8,381,806	231,306	230,286

Asset	Description	Date In Service	Cost	VA
Prior MACRS:				
2	GARDEN ON FOUNDERS DRIVE	1/31/12	76,194	0
3	FARM FIELD IN GRANGE	1/31/12	73,162	0
17	WALK IN COOLER UPGRADES	9/30/14	2,797	0
26	GRANGE FARM STRUCTURE - FURNACE	12/31/14	6,400	0
29	FARM TENT	5/31/12	4,564	0
35	TRACTOR-KUBOTA 7040	11/30/11	38,380	0
36	LANDPRIDE RCR 1884 BUSHHOG	11/30/11	3,050	0
37	BEFCO C70 FLAIL MOWER	11/30/11	5,850	0
38	TRACTOR-KUBOTA 2620	7/31/11	17,500	0
40	WILLIAMS TOOL SYSTEM	10/31/11	3,492	0
41	TOOL BAR AND DISCS	10/31/11	1,395	0
43	PERFECTA S-TIME HARROW	10/31/11	2,800	0
44	STOLTZFUS MFG WLS 50LR SPREADER	2/28/12	14,099	0
45	MECHANICAL TRANSPLANTER MT-90 MU	3/31/12	2,385	0
46	KEYLINE PLOW/SUBSOILER	3/31/12	10,469	0
47	KEYLINE PLOW/SUBSOILER	3/31/12	2,537	0
48	WATER TANK/TRAILER	3/31/13	5,860	0
49	WATER WHEEL PLANTER	3/31/13	4,160	0
50	UNDERCUTTER, SPREADER, SHANKS, TIN	2/28/14	5,241	0
51	BASKET WEEDER	3/31/14	4,775	0
52	MACHIO TILLER	4/30/14	5,570	0
53	DR MOWER	4/30/14	3,052	0
55	HILLING DISCS	2/28/15	4,090	0
56	TRANSPORT DISC/BALE CARRIOER	2/28/15	4,525	0
57	CULTIVATOR	4/30/15	12,258	0
58	UNDERCUTTER 54	7/31/15	2,750	0
59	MASSEY FERGUSON PLOW	7/31/15	3,900	0
60	INTERSEEDER	9/30/15	24,300	0
61	CULTIVATING TRACTOR FROM ALLIS CH	9/30/15	5,250	0
62	DECEMBER PURCHASES	12/31/15	76,497	0
64	2002 DODGE RAM	11/30/11	15,300	0
67	LAPTOP - MAINTENANCE PERSON	1/31/17	999	0
69	RHINO	11/30/11	14,267	0
70	RHINO	8/31/13	21,910	0
71	FORD F250 SUPER DUTY 2008	6/18/15	29,869	0
78	WORK DONE ON LIGHTGRIDGE	1/31/16	42,567	2,128
81	LANDPRIDE FM3188 FLAIL MOWER	12/31/16	7,653	0
82	DELIVERY TRUCK	6/30/16	10,050	0
85	CONCRETE	1/31/17	21,870	1,094
86	POLE BARN	1/31/17	6,424	321
89	PLUMBING SUPPLIES	1/31/17	968	48
90	LAPTOP	9/30/11	2,317	0
92	POLE BARN - BUILDING PAD	1/31/17	8,345	418
94	POLE BARN	2/28/17	6,424	321
99	POLE BARN PLUMBING & INTERIOR	4/30/17	5,100	255
112	20FT EQUIPMENT TRAILER	2/28/17	5,973	0
116	VERMEER	5/31/17	3,061	0
124	BUILD 12 END WALLS FOR 6 GREENHOUS	1/31/17	3,908	391
125	PEACH ORCHARD OH TO UG CONVERSIO	7/31/17	4,574	229
130	FARM HOUSE CLEARING	11/30/17	4,375	218
138	PEACH ORCHARD LIVESTOCK OP-FENCEI	6/30/18	4,695	335
142	GRANGE FARM STAND PARKING LOT	5/31/18	16,000	1,600
145	GRANGE PACKING SHED - COOLER FLOOI	5/31/18	800	80
147	GRANGE FARM BARN RENOVATION - CLE	5/31/18	650	65
154	GRANGE FARM PACKING SHED - PREP FO	6/30/18	3,213	322
157	GRANGE FARM PACKING SHED	6/30/18	394	40
158	FARM STAND IMPROVEMENTS	6/30/18	462	47
164	GRANGE FARM PACKING SHED	8/31/18	10,350	1,035
168	PEACH ORCHARD BARN DRAW 2	5/31/18	21,476	1,074
172	PEACH ORCHARD SHED - EGG WASHING :	5/31/18	4,341	434
177	EGG WASHING STATION	6/30/18	620	62
178	EGG WASHING STATION	6/30/18	5,400	540
187	FARM HOUSE	6/30/18	2,051	102
193	GRADING	6/30/18	5,027	251
198	FARM HOUSE	6/30/18	1,989	100
199	FARM HOUSE	6/30/18	3,041	152
201	FARM STAND WALK IN COOLER	5/31/18	27,372	1,955
207	ARCHERY RANGE	6/30/18	7,150	357

Form 990, Page 1

Asset	Description	Date In Service	Cost	VA
208	ARCHERY RANGE	6/30/18	2,813	141
209	ARCHERY RANGE	6/30/18	572	29
211	ARCHERY RANGE - MATERIALS FOR TARC	6/30/18	428	22
214	ARCHERY RANGE - OUTDOOR BULLETIN	6/30/18	500	25
216	ARCHERY RANGE - MATERIALS FOR TARC	6/30/18	866	44
222	MAINTENANCE SHED - PERMIT	6/30/18	520	26
225	RE-SIDING OF GREENS MAIN SHED	6/30/18	6,000	300
230	2018 BRI-MR 7X12	2/28/18	6,902	493
235	GRANGE FARM SEPTIC SYSTEM	6/30/19	35,977	3,598
			<u>812,865</u>	<u>18,652</u>

Other Depreciation:

1	LAND IMPROVEMENTS		0	0
4	WELL SERVING GRANGE FARM	1/31/12	21,250	1,417
5	WELL SERVING FARM GARDEN	4/13/12	24,678	1,646
6	GRANGE FARM COMPOST	3/31/13	3,600	0
7	FLEETWOOD FARM WELL	5/31/13	35,445	2,363
8	FLEETWOOD FARM WELL	9/30/13	3,140	209
9	FARM FIELD GREENS	5/31/15	2,656	108
10	PERLIM WORK ON WELLS (NOT IN SERVIC	1/31/16	5,940	594
11	BUILDINGS & IMPROVEMENTS		0	0
12	GRANGE FARM STRUCTURE	1/31/12	21,819	1,091
13	GRANGE FARM STRUCTURE	3/31/12	268,665	13,434
14	FARM GARDEN STRUCTURE	6/30/12	46,139	2,307
15	BUILDOUT LOFT (CARPENTER BEACH)	4/30/14	20,500	1,025
16	JOHN LAYNG (GRANGE GREENHOUSE)	6/30/14	4,000	200
18	HIGH TUNNEL	10/31/14	14,100	1,410
19	HIGH TUNNEL	12/31/14	4,793	479
20	HIGH TUNNEL SITE WORK	12/18/14	5,285	529
21	HIGH TUNNEL	4/30/15	4,173	417
22	FARM STAND IMPROVEMENTS	4/30/15	60,827	3,041
23	PRELIM WORK ON GRANT (NOT IN SERVIC	1/31/16	51,161	5,117
24	BUILDINGS & IMP - HOUSING		0	0
25	GRANGE FARM STRUCTURE	7/31/14	105,802	5,290
27	PRELIM WORK ON LIGHTRIDGE (NOT IN S	1/31/16	35,370	1,769
28	FURNITURE & FIXTURES		0	0
34	EQUIPMENT		0	0
63	VEHICLES - FARM		0	0
66	COMPUTER HARDWARE		0	0
68	VEHICLES - CONSERVANCY		0	0
72	FARM WELL VALLEY PASS	3/31/16	6,000	400
73	DEER FENCE	3/31/16	31,207	0
74	DEER FENCE	5/31/16	2,847	0
75	WELL TESTING AND DRILLING	6/30/16	27,122	1,808
76	GRANT WELL VALLEY DRILLING	9/30/16	9,751	650
77	SIX HIGH TUNNELS	1/31/17	3,018	301
79	KUBOTA DIESEL GENERATOR	11/30/16	5,500	0
80	KIFCOO 1.4 X350' HARD HOSE REEL	12/31/16	4,894	0
84	BUILDING IMPROVEMENTS - CONSERVAN		0	0
87	POLE BARN	1/31/17	19,890	995
88	POLE BARN	1/31/17	790	40
91	POLE BARN - PLUMBING/FRAMING SUPPL	1/31/17	2,240	112
93	POLE BARN	1/31/17	30,720	1,536
95	POLE BARN PAD	2/28/17	3,219	161
96	POLE BARN - ELECTRICAL	2/28/17	23,600	1,180
97	POLE BARN - CABINETRY, PLYWOOD, PLU	2/28/17	1,489	74
98	POLE BARN - PLUMBING & FENCING	3/31/17	733	37
100	POLE BARN STONE FOR ACCESS ROAD	4/30/17	9,635	481
101	POLE BARN SEPTIC	4/30/17	1,680	84
102	POLE BARN SEPTIC	4/30/17	3,875	193
103	POLE BARN ELECTRICAL	4/30/17	5,900	295
104	POLE BARN INTERIOR FINSHES & LOCKE	5/31/17	808	40
105	POLE BARN ONSITE SEWAGE SYSTEM	6/30/17	30,358	1,518
106	POLE BARN - FENCE	7/31/17	4,490	225
107	POLE BARN WATER SUPPLY/PLUMBING/H	7/31/17	319	16
108	FUEL STATION POSTS, TRENCHER, CONCI	9/30/17	826	41
109	FUEL STATION - ELECTRICAL SUPPLIES/E	10/31/17	1,165	58
110	TAKE FOR FUEL STATION	11/30/17	16,414	821
111	INSTALLED ROOF OVER FUEL STATION &	12/31/17	2,332	117

Asset	Description	Date In Service	Cost	VA
113	LOG SPLITTER	2/28/17	3,144	0
114	PRO WOOD CHIPPER	3/31/17	2,650	0
115	VERMEER X2	4/30/17	41,996	0
117	BOBCAT T190	6/30/17	24,000	0
118	PEACH ORCHARD FARM FENCE	8/31/17	83,504	0
119	REGRAVEL/ROLL HOUSE TO BARN, WELL	9/30/17	6,000	400
120	9 SHELTERS	10/31/17	9,583	0
121	PUMP & WELL SERVICE	10/31/17	5,294	353
122	WATERLINE AT PEACH ORCHARD	10/31/17	31,250	3,125
123	WELL 2	11/30/17	3,799	253
126	GREENHOUSE #2	11/30/17	3,686	184
127	PEACH ORCHARD BARN REPAIRS	12/31/17	30,919	1,546
128	BARN 1 & 2 WIRING AND UPGRADE	8/31/17	16,128	806
129	FARM HOUSE DESIGN SERVICES	11/30/17	9,123	456
131	FARM HOUSE LOUDOUN COUNTY PERMI	12/31/17	2,120	106
132	MF 1035 DIESEL TRACTOR	3/31/17	10,050	0
133	TRACTOR-KUBOTA RTV X900 S/N 10519	4/30/17	11,500	0
134	SPREADER T32210	5/31/17	2,014	0
135	GOLF CART	9/30/17	3,475	0
136	CONCRETE	11/30/17	605	30
137	CAPITAL REIMBURSEMENT FOR PEACH O	1/31/18	-69,999	-4,667
139	ADDITIONAL WORK FOR INSTALLATION C	7/31/18	15,000	1,500
140	STREAM EXCLUSION W/ GRAZING LAND I	7/31/18	-10,022	-668
141	GRANGE FARM STAND GATES	5/31/18	350	35
143	GRANGE GREENHOUSE RETROFIT	5/31/18	5,715	572
144	GRANGE PACKING SHED - COOLER FLOOI	5/31/18	274	27
146	GRANGE FARM BARN RENOVATION	5/31/18	13,100	1,310
148	GRANGE FARM PACKING SHED - FLOOR I	6/30/18	9	1
149	GRANGE FARM PACKING SHED - MISC M/	6/30/18	96	10
150	GRANGE FARM PACKING SHED - MISC M/	6/30/18	-124	-12
151	GRANGE FARM PACKING SHED - DECK SI	6/30/18	275	28
152	GRANGE FARM PACKING SHED - INV 2194	6/30/18	35,569	3,557
153	GRANGE FARM STAND ELECTRICAL IMPR	6/30/18	9,665	967
155	GRANGE FARM PACKING SHED	6/30/18	236	24
156	GRANGE FARM PACKING SHED	6/30/18	64	6
159	GRANGE FARM PACKING SHED - INV 2207	7/31/18	4,225	423
160	GRANGE FARM PACKING SHED - GRADIN	7/31/18	2,473	247
161	GRANGE FARM BARN RENOVATION - MIN	7/31/18	3,971	397
162	INSTALL MINI SPLIT SYSTEM & 2 WALKIN	7/31/18	15,745	1,575
163	HVAC INSTALL - FARM STAND	8/31/18	1,104	110
165	GRANGE FARM OFFICE	8/31/18	7,500	750
166	PROTECH SERVICES INV 10033	11/30/18	1,101	110
167	PEACH ORCHARD BARN DRAW 1	5/31/18	3,900	195
169	PEACH ORCHARD BARN RESTORATION	5/31/18	13,673	1,367
170	PEACH ORCHARD SHED - EGG WASHING S	5/31/18	4,117	412
171	PEACH ORCHARD SHED - EGG WASHING S	5/31/18	1,200	120
173	PEACH ORCHARD BARN - ADDITIONAL CI	5/31/18	768	76
174	EGG WASHING STATION - DRAIN LINE & C	5/31/18	2,322	233
175	PATCH AND PAINT	5/31/18	600	60
176	PEACH ORCHARD ROOF - INSURANCE CL	5/31/18	-1,320	-132
179	EGG WASHING STATION	6/30/18	456	46
180	WORK DONE ON LIGHTGRIDGE - SEPTIC F	4/30/18	6,687	334
181	FARM HOUSE	6/30/18	1,683	84
182	FARM HOUSE	6/30/18	23,904	1,196
183	FARM HOUSE	6/30/18	42,260	2,113
184	FARM HOUSE	6/30/18	15,375	768
185	FARM HOUSE	6/30/18	17,641	882
186	FARM HOUSE	6/30/18	43,500	2,175
188	FARM HOUSE	6/30/18	42,241	2,112
189	FARM HOUSE	6/30/18	55,435	2,771
190	FARM HOUSE	6/30/18	36,384	1,820
191	FARM HOUSE	6/30/18	60,122	3,006
192	FARM HOUSE	6/30/18	18,173	909
194	TREE WORK	6/30/18	8,666	433
195	EROSION CONTROL	6/30/18	1,888	94
196	FARM HOUSE	6/30/18	48,748	2,437
197	HOUSE LANDSCAPING	6/30/18	2,918	146
202	ARCHERY RANGE	6/30/18	4,063	203
203	ARCHERY RANGE TARGET PADS	6/30/18	83	4
204	ARCHERY RANGE	6/30/18	6,000	300
205	ARCHERY RANGE	6/30/18	12,485	624
206	ARCHERY RANGE	6/30/18	2,700	135

Asset	Description	Date In Service	Cost	VA
210	ARCHERY RANGE	6/30/18	1,268	63
212	ARCHERY RANGE	6/30/18	774	39
213	ARCHERY RANGE	6/30/18	64	4
215	ARCHERY RANGE - POST ANCHORS	6/30/18	52	3
217	ARCHERY RANGE - CAUTION SIGNS	7/31/18	122	6
218	ARCHERY RANGE - STRAW & SEED	7/31/18	230	12
219	ARCHERY RANGE - EXTERIOR PAINTING (7/31/18	2,310	116
220	ARCHERY RANGE - ARCHERY SIGNS	7/31/18	550	28
221	ARCHERY RANGE - RETURN OF UNUSED I	7/31/18	-423	-21
223	MAINTENANCE SHED	6/30/18	3,410	171
224	MAINTENANCE SHED	6/30/18	3,410	171
226	MAINTENANCE SHED	6/30/18	2,248	112
227	CEDAR POND PAVILION	12/31/18	294,697	14,735
228	MINI SKID HOE SWING/HYDRAULIC KIT/B	1/31/18	7,995	0
229	2018 DIAMOND C16'	2/28/18	3,683	45
231	2018 FORD F-150	2/28/18	32,754	0
232	2003 FORD RANGER 1FTYR14V23TA39079	3/06/19	7,300	0
233	PLASTIC LIFTER WINDER	2/21/19	4,115	588
234	FREEZER	6/28/19	2,774	396
236	FARM STAND GARDEN	6/30/19	28,079	2,808
237	GRANGE BARN SEPTIC SYSTEM	7/30/19	850	85
238	CONNECTION AND MAGNETIC WATER	12/30/19	7,221	361
239	WELL PUMP COMPUTER	8/31/20	6,921	989
240	WATER LINE	1/30/20	8,325	416
241	JOHN DEERE LIME DRILL	4/23/20	610	87
242	2005 JUFCI WATER REEL	4/23/20	2,772	396
244	TRX 354 MOWER	8/20/20	13,846	1,978
246	LAND	1/01/20	3,988,863	0
247	laND	6/01/21	299,744	0
248	SHED-GRANGE WELL	12/01/21	3,896	557
249	WELL	5/18/21	13,985	932
250	BRIDGE	7/06/21	4,379	626
251	LIGHTRIDGE SEPTIC	11/05/21	26,360	1,318
252	PEACH ORCHARD SEPTIC	11/05/21	54,485	2,724
253	DUMP TRAILER	10/26/21	3,222	460
254	TRACTOR	3/27/21	16,900	2,414
255	XP540 ALTOZ MOWER	4/09/21	10,424	1,489
256	2018 FORD F-150	12/03/21	39,338	7,867
257	MERCHANDISER FREEZER	5/04/22	3,599	514
258	CELLI Z90 SPADING MACHINE	5/04/22	12,500	1,786
259	THE BEST CHICKEN HOOP MOBILE	10/24/22	14,321	2,046
260	BUSH HOG 2215 BATWING ROTARY MOW	1/31/22	19,000	2,714
261	SPRINTER VAN	2/24/22	38,558	7,711
262	LAND	12/01/22	41,514	0
263	CONSERVANCY POND INSPECTIONS	2/03/23	10,200	1,020
264	NOVEC PROJECT FENCING	8/03/23	17,674	1,767
265	PACKING SHED AND WELL PROJECTS	1/31/24	184,814	12,321
266	LIGHTRIDGE HOUSE RENNOVATION	1/26/23	1,432	72
267	USED COOLER	7/31/23	25,000	3,571
268	NEW HOLLAND TRAILER	5/05/23	77,825	11,118
269	UTILITY TRAILER	12/31/23	6,769	967
270	2 ATVS- REPLACE STOLEN ATVS	9/30/23	32,526	6,505
271	SOLAR POWERED PUMP & DRIP INSTALL	7/01/24	40,921	2,728
272	PACKING SHED II	1/31/24	105,040	7,003
273	FLEETWOOD ADDITION	2/28/24	33,640	3,364
274	PEACH ORCHARD RENOVATION	12/31/24	41,719	4,172
275	CEDAR ROAD PROJECT	8/01/24	9,283	928
276	LIGHTRIDGE RENO II	11/30/24	99,479	9,948
277	KUBOTA ZERO TURN	7/31/24	8,399	1,200
278	2024 EQUIPMENT	1/31/24	35,402	5,057
279	DRIVEWAY/PARKING AREA	12/31/24	7,769	518
Total Other Depreciation			<u>7,568,941</u>	<u>221,118</u>
Total ACRS and Other Depreciation			<u>7,568,941</u>	<u>221,118</u>
Grand Totals			<u>8,381,806</u>	<u>239,770</u>

Name
WILLOWSFORD CONSERVANCY, INC

Taxpayer Identification Number
45-0609461

Business Activity Income (and allocation of Prior-2018 NOL)

A. Total Pre-2018 Net Operating Losses Carried Forward	A. <u>210,830</u>
B. Total Pre-2018 Net Operating Loss allocated to Sch A activities	B. _____
C. Total Pre-2018 Net Operating Loss allocated to Form 990-T, Line 6	C. <u>735</u>
D. Pre-2018 Applied (Sum of B and C)	D. <u>735</u>
E. Pre-2018 Remaining (Line A minus Line D)	E. <u>210,095</u>
F. Pre-2018 Net Operating Losses Expiring this Year	F. _____
G. Pre-2018 Net Operating Losses Carried Forward	G. <u>210,095</u>

Unrelated Business Income Activity with Income	Code	Net Income	Allocated Pre2018 NOL
1. FARMSTAND SALES	110000	1. <u>735</u>	_____
2. _____	_____	2. _____	_____
3. _____	_____	3. _____	_____
4. _____	_____	4. _____	_____
5. _____	_____	5. _____	_____
6. _____	_____	6. _____	_____
7. _____	_____	7. _____	_____
8. _____	_____	8. _____	_____
9. _____	_____	9. _____	_____
10. _____	_____	10. _____	_____
11. _____	_____	11. _____	_____
12. _____	_____	12. _____	_____
13. _____	_____	13. _____	_____
14. _____	_____	14. _____	_____
15. All other revenue	_____	15. _____	_____
16. Total taxable income	_____	16. <u>735</u>	_____

Business Activity Losses

Unrelated Business Income Activity with Losses	Code	Current Year Loss
1. _____	_____	1. _____
2. _____	_____	2. _____
3. _____	_____	3. _____
4. _____	_____	4. _____
5. All other activities	_____	5. _____
6. Totals	_____	6. _____

Form **990-T****Schedule A Loss Carryover Calculation****2024**Description **FARMSTAND SALES**

Name

WILLOWSFORD CONSERVANCY, INC

Taxpayer Identification Number

45-0609461Unincorporated Business Income Tax Code: **110000**Activity: **AGRICULTURAL, FORESTRY, HUNTING,**

Each activity may carryforward losses after 2018

1	Activity income	1	3,675
2	Activity deductions	2	
3	Activities income or loss, after deductions	3	3,675
4	Enter losses carried over to this year (no amounts prior to 2018) plus any carried-back amounts	4	263,059
5	Enter 80% of the amount on Line 3, if both lines 3 and 4 are positive.	5	2,940
6	Take the lesser of Line 4 or Line 5. Enter here and on Line 17 of Form 990-T, Sch A, Part II	6	2,940
7	Remaining losses to be carried forward to 2025 (Subtract Line 6 from line 4)	7	260,119
8	If line 3 is less than zero, enter that amount here as a positive number	8	0
9	Total loss carried forward to 2025 (Add lines 7 and 8)	9	260,119

Electronic Filing includes the report of additional amounts for this activity

E1	Post-2017 loss amounts from 2023, indefinite carryover (Reported with Form 990-T, Pt IV, with above UBIT code)	E1	263,059
E2	Prior year activity losses included on Schedule A, Line 17	E2	2,940

Net Operating Loss Carryover Worksheet for Pre-2018 Losses

Form **990-T**

2024

For calendar year 2024, or tax year beginning _____, ending _____

Name
WILLOWSFORD CONSERVANCY, INC

Employer Identification Number
45-0609461

Preceding Taxable Year	Adj. To NOL Inc/(Loss) After Adj.	Prior Year	Current Year		Next Year Carryover
		NOL Utilized (Income Offset)	Carryovers to Current Year	Income Offset By Prior Carryover	
14th 12/31/04					
13th 12/31/05					
12th 12/31/06					
11th 12/31/07					
10th 12/31/08					
9th 12/31/09					
8th 12/31/10					
7th 12/31/11					
6th 12/31/12	-8,497		8,497	735	7,762
5th 12/31/13	-35,322		35,322		35,322
4th 12/31/14	-48,067		48,067		48,067
3rd 12/31/15	-39,448		39,448		39,448
2nd 12/31/16	-14,183		14,183		14,183
1st 12/31/17	-65,313		65,313		65,313
NOL carryover available to current year			210,830		
Current year	735			735	
NOL carryover available to next year					210,095

Taxable Dividends from Securities

<u>Description</u>	<u>Amount</u>	<u>Unrelated Business</u>	<u>Exclusion Code</u>	<u>Postal Code</u>	<u>Acquired after 6/30/75</u>	<u>US Obs (\$ or %)</u>
DIVIDEND INCOME	\$ <u>67,062</u>				1	
TOTAL	\$ <u><u>67,062</u></u>					

Federal Statements

Form 990, Part IX, Line 11g - Other Fees for Service (Non-employee)

Description	Total Expenses	Program Service	Management & General	Fund Raising
OTHER PROFESSIONAL FEES	\$ 28,871	\$ 18,638	\$ 10,233	\$
TOTAL	\$ 28,871	\$ 18,638	\$ 10,233	\$ 0

Form 990, Part IX, Line 24e - All Other Expenses

Description	Total Expenses	Program Service	Management & General	Fund Raising
HOA RESERVE	\$ 11,601	\$ 7,489	\$ 4,112	\$
OTHER ADMINISTRATIVE	2,650	1,711	939	
TOTAL	\$ 14,251	\$ 9,200	\$ 5,051	\$ 0

Virginia Form 500 Return Summary

For calendar year 2024 or tax year beginning
WILLOWSFORD CONSERVANCY, INC , ending 45-0609461

Taxable Income

Federal taxable income		
Total additions		
Total subtractions		
Savings and loan association's bad debt deduction	_____	
Virginia taxable income		
Apportionment factor	100.00	
Taxable income		=====

Taxable Computation

Income tax		
Nonrefundable tax credits	_____	
Adjusted corporate tax		=====

Payments and Penalties

Estimated income tax payments and overpayment credit		
Extension payment		
Refundable tax credits from Schedule 500CR		
Pass-through entity withholding from Schedule 500ADJ		
Penalty		
Interest		
Additional charge Form 500C	_____	
Total payments and penalties		=====
Total Due		===== 0
Overpayment credited to next year		=====
Refund		=====

Next Year's Estimates

1st Quarter	
2nd Quarter	
3rd Quarter	
4th Quarter	_____
Total	=====

Annual Registration Information

Gross contributions	_____
Total fees	_____
Registration / extended due date	<u>ASAP</u>

**DO NOT SEND THIS VA-8879C TO THE VIRGINIA DEPARTMENT OF TAXATION OR THE IRS.
 IT MUST BE MAINTAINED IN YOUR FILES!**

Corporation Name WILLOWSFORD CONSERVANCY, INC	Federal ID Number 45-0609461
---	--

Part I Tax Return Information	
1. Federal Taxable Income (Form 500, Page 2, Line 1)	1.
2. Virginia Taxable Income (Form 500, Page 2, Line 7)	2.
3. Income tax (Form 500, Page 2, Line 9)	3.
4. Total payments and credits (Form 500, Page 2, Line 16)	4.
5. Total due (Form 500, Page 2, Line 21)	5.
6. Amount to be refunded (Form 500, Page 2, Line 24)	6.

Part II Declaration and Signature Authorization of Officer

Under penalties of perjury, I declare to be the officer of the above corporation and that I have examined a copy of the corporation's 2024 electronic return and accompanying schedules and statements and to the best of my knowledge and belief, it is true, correct and complete. I further declare that the information provided to my Electronic Return Originator (ERO), Transmitter, or Intermediate Service Provider including the amounts shown in Part I above agrees with the information and amounts shown on the corresponding lines of the corporate electronic income tax return. If filing a balance due return, I authorize the Virginia Department of Taxation (Virginia Tax) and its designated Financial Agent to initiate an ACH electronic funds withdrawal entry to the financial institution account indicated on the 2024 Virginia income tax return for payment of state taxes owed on this return. I also authorize the financial institutions involved in the processing of the electronic payment of taxes to receive confidential information necessary to answer inquiries and resolve issues related to the payment. I certify that the transaction does not directly involve a financial institution outside of the territorial jurisdiction of the United States at any point in the process.

I understand that if Virginia Tax does not receive full and timely payment of the tax liability, the corporation will remain liable for the tax liability and all applicable interest and penalties. I authorize my ERO, Transmitter or Intermediate Service Provider to transmit the complete return to Virginia Tax. I have selected a personal identification number (PIN) as my signature for the corporation's electronic income tax return.

Officer's e-File PIN: check one box only

I authorize the ERO named below to enter my e-File PIN 77749 as my signature on the corporation's 2024 electronic Virginia corporation income tax return. **Do not enter all zeros**

MITCHELL, BURNS & CO., P.C.
ERO Firm Name

I will enter my e-File PIN as my signature on the corporation's 2024 electronic Virginia corporation income tax return. Check this box only if you are entering your own e-File PIN and the return is filed using the Practitioner PIN method. The ERO must complete Part III below.


Your Signature *Greg Licamele* Greg Licamele (Nov 17, 2025 12:39:40 EST) Date 11/17/25

Part III Certification and Authentication

ERO's EFIN/PIN: Enter your six digit EFIN followed by your five digit self-selected PIN. 54186377749
Do not enter all zeros

I certify that the above numeric entry is my ERO EFIN/PIN, which is my signature for the 2024 Virginia corporation income tax return for the corporation indicated above. I confirm that I am submitting this return in accordance with the requirements of the Practitioner PIN method and have followed all other requirements as specified by Virginia Tax. EROs may sign the form using a rubber stamp, mechanical device, such as a signature pen, or computer software program.

ERO's Signature *Kara J. Doyle* Date 11/17/2025



*Attention: Return must be filed electronically. Use this form only if you have an approved waiver.
 Do not file this form to carry back a net operating loss. Use Form 500NOLD.*

FISCAL or
 SHORT Year Filer: Beginning Date _____; Ending Date _____

Official Use Only

Short Year Return Change in Accounting Period

FEIN 45-0609461	Name WILLOWSFORD CONSERVANCY, INC	Check all that apply: <input type="checkbox"/> Initial Filer <input type="checkbox"/> Name Change <input type="checkbox"/> Mailing Address Change <input type="checkbox"/> Physical Address Change	
Mailing Address 41025 WILLOWSFORD LANE			
City or Town ALDIE	State VA	ZIP Code 20105	
Physical Address (if different from Mailing Address)		Entity Type Code NP	
Physical City or Town	State	ZIP Code	NAICS Code 110000
Date Incorporated 12/14/2010	State or Country of Incorporation VIRGINIA	Description of Business Activity FARM STAND OPERATIONS	

Check Applicable Boxes	Final Return	Corporate Telecommunications Company
<input type="checkbox"/> Consolidated – Sch. 500AC Enclosed <input type="checkbox"/> Combined – Sch. 500AC Enclosed Combined/Consolidated Filers – Enter number of affiliates: _____ <input type="checkbox"/> Change in Filing Status <input type="checkbox"/> Sch. 500A Enclosed <input type="checkbox"/> Sch. 500AB Enclosed <input checked="" type="checkbox"/> Nonprofit Corporation <input type="checkbox"/> Certified Company Apportionment – Sch. 500AP Enclosed <input type="checkbox"/> Amended Return (See instructions) Enter reason code: _____	<input type="checkbox"/> Final Return / Close Account – Check here and applicable boxes below. <input type="checkbox"/> Withdrawn <input type="checkbox"/> Dissolved – No longer liable for tax. Dissolved Date: _____ <input type="checkbox"/> Merged Merger Date: _____ Merged FEIN: _____ <input type="checkbox"/> S Corp Effective: _____	Enter amount from Form 500T, Line 7: _____ .00 <hr/> Noncorporate Telecommunications Company Check box and enter amount from Form 500T, Line 10: <input type="checkbox"/> _____ .00 <hr/> Electric Supplier Company Enter amount from Sch. 500EL, Line 7 or 14: _____ .00 <hr/> Home Service Contract Provider Enter amount from Form 500HS, Line 10. <input type="checkbox"/> Check box if a noncorporate HSCP. _____ .00

QUESTIONS AND RELATED INFORMATION

A. Have you made any payments to an affiliated corporation, a related individual, or other related entity for interest, royalties, or other expenses related to intangible property (patents, trademarks, copyrights, and similar intangible property)? If yes, complete and enclose Schedule 500AB.
 Enter exception amount from Schedule 500AB, Line 8. **A.** _____ .00

B. RESERVED FOR FUTURE USE **B.** _____

C. If a net operating loss deduction was claimed in computing federal taxable income on the U.S. Corporation Income Tax Return, provide the requested information. If a NOL resulted from a merger, enter the FEIN of the company generating the NOL prior to the merger date.
FEIN _____
 (If there are NOLs for more than one year, enclose a schedule for each year with the information requested in Section C.)

(1) Year of Loss **SEE FEDERAL SCH**
 (2) Federal NOL **735**
 (3) Percent of federal NOL used this year **0.3486%**

D. If pass-through entity withholding is claimed, enter the number of Schedules VK-1 and complete and enclose Schedule 500ADJ, Page 2. **D.** _____


E. Has your federal income tax liability been redetermined with the IRS and finalized for any prior year(s) that has not previously been reported to the Department? If yes, provide the year(s). **Year E.** _____
Year _____
Year _____

F. Location of corporation's books 41025 WILLOWSFORD LANE
ALDIE VA 20105
 Contact for corporation's books THE ORGANIZATION Contact Phone Number 571-440-2400

2024 Virginia Form 500

Page 2

FEIN
45-0609461



INCOME

1. Federal taxable income (from enclosed federal return)	1.	0	.00
2. Total additions from Schedule 500ADJ, Section A, Line 7	2.		.00
3. Total (add Lines 1 and 2)	3.	0	.00
4. Total subtractions from Schedule 500ADJ, Section B, Line 10	4.		.00
5. Balance (subtract Line 4 from Line 3)	5.	0	.00
6. Savings and Loan Association's Bad Debt Deduction (see instructions)	6.		.00
7. Virginia taxable income (subtract Line 6 from Line 5)	7.	0	.00

TAX COMPUTATION

8. **Apportionable Income (Schedule 500A Filers)** – Complete Lines 8(a) through 8(d). See instructions.

(a) Income subject to Virginia tax from Schedule 500A, Section B, Line 3(j)	8(a)		.00
(b) Apportionment factor percentage from Schedule 500A, Section B, Line 1 or Line 2(f)	8(b)		%
(c) Nonapportionable investment function income from Schedule 500A, Section B, Line 3(c)	8(c)		.00
(d) Nonapportionable investment function loss from Schedule 500A, Section B, Line 3(e)	8(d)		.00
9. Income tax [6% of Line 7 or 6% of Line 8(a)]	9.	0	.00

PAYMENTS AND CREDITS

10. Nonrefundable tax credits: Enter the amount from Schedule 500CR, Section 2, Part 1, Line 1B	10.		.00
11. Adjusted corporate tax (subtract Line 10 from Line 9)	11.	0	.00
12. 2024 estimated Virginia income tax payments including overpayment credit from 2023	12.		.00
13. Extension payment	13.		.00
14. Refundable tax credits from Schedule 500CR, Section 4, Part 1, Line 1A	14.		.00
15. Pass-through entity total withholding from Schedule 500ADJ, Section D	15.		.00
16. Total payments and credits (add Lines 12 through 15)	16.		.00

REFUND OR TAX DUE

17. Tax owed (if Line 11 is greater than Line 16, subtract Line 16 from Line 11)	17.		.00
18. Penalty (see instructions)	18.		.00
19. Interest (see instructions)	19.		.00
20. Additional charge from Form 500C, Line 17 (enclose Form 500C)	20.		.00
21. Total due (add Lines 17 through 20)	21.		.00
22. Overpayment (if Line 16 is greater than Line 11, subtract Line 11 from Line 16)	22.		.00
23. Amount to be credited to 2025 estimated tax	23.		.00
24. Amount to be refunded (subtract Line 23 from Line 22)	24.		.00

I, the undersigned president, vice-president, treasurer, assistant treasurer, chief accounting officer, or other officer duly authorized to act on behalf of the corporation for which this return is made, declare under the penalties provided by law that this return (including any accompanying schedules and statements) has been examined by me and is, to the best of my knowledge and belief, a true, correct, and complete return, made in good faith, for the taxable year stated, pursuant to the income tax laws of the Commonwealth of Virginia. If prepared by a person other than the taxpayer, this declaration is based on all information of which he or she has any knowledge.


By checking the box to the right, I (we) authorize the Department to discuss this return with the undersigned preparer.

Date	Signature of Officer	Title
		ACTING PRESIDENT
Printed Name of Officer	Phone Number	
GREG LICAMELE	571-440-2400	
Print Preparer's Name and Firm Name	Individual or Firm, Signature of Preparer	Preparer Phone Number
KARA J. DOYLE		703-777-4900
Date	Address of Preparer	
11/17/25	MITCHELL, BURNS & CO., P.C.	
Preparer's FEIN, PTIN, or SSN	Approved Vendor Code	
54-1853459	1022	110 E MARKET ST STE 200 LEESBURG, VA 20176

IMPORTANT: INCLUDE A COPY OF YOUR FEDERAL RETURN WITH THIS RETURN

**2024 Virginia
Schedule 500FED**

**Corporation Schedule of
Federal Line Items**



Enclose Schedule 500FED with your Virginia Corporation Income Tax Return, Form 500.

Schedule 500FED does not replace the requirement to enclose a complete federal Form 1120 with your Virginia return.

Name as shown on Virginia return WILLOWSFORD CONSERVANCY, INC FEIN 45-0609461

Form 1120 — Deductions and Taxable Income

1. Federal Taxable Income before NOL and Special Deductions	1.	<u>735.00</u>
2. Net Operating Loss Deduction	2.	<u>735.00</u>
3. Special Deductions	3.	<u>1,000.00</u>
4. Federal Taxable Income after NOL and Special Deductions	4.	<u>0.00</u>

Form 1120, Schedule C — Dividends and Special Deductions

5. Subpart F Income and/or Global Intangible Low-Taxed Income	5.	<u>.00</u>
6. Gross-Up for Foreign Taxes Deemed Paid	6.	<u>.00</u>

Form 1120, Schedule K or M-1

7. Tax Exempt Interest	7.	<u>.00</u>
------------------------	----	------------

Form 5884 — Work Opportunity Credit

8. Salaries and Wages not deducted due to the WOTC	8.	<u>.00</u>
--	----	------------

Form 4562 — Special Depreciation Allowance and Other Depreciation

9. Special depreciation allowance for qualified property placed in service during the taxable year	9.	<u>.00</u>
10. Property subject to 168(f)(1) election	10.	<u>.00</u>
11. Other depreciation	11.	<u>227,792.00</u>

Form 1118, Schedule A — Income or Loss Before Adjustments - Gross Income or Loss

12. Total: Dividends	12.	<u>.00</u>
13. Reserved for future use	13.	<u>.00</u>
14. Total: Inclusions (Exclude Gross-up)	14.	<u>.00</u>
15. Total: Inclusions (Gross-up)	15.	<u>.00</u>
16. Total: Interest	16.	<u>.00</u>
17. Total: Gross Rents, Royalties, and License Fees	17.	<u>.00</u>
18. Total: Gross Income from Performance of Services	18.	<u>.00</u>
19. Total: Other	19.	<u>.00</u>
20. Total: Total Gross Income or Loss from Outside the US	20.	<u>.00</u>

Form 1118, Schedule A — Income or Loss Before Adjustments - Deductions

21. Total: Allocable – Rental, Royalty, and Licensing Expenses – Depreciation, Depletion, and Amortization	21.	<u>.00</u>
22. Total: Allocable – Rental, Royalty, and Licensing Expenses - Other Expenses	22.	<u>.00</u>
23. Total: Allocable – Expenses Related to Gross Income from Performance of Services	23.	<u>.00</u>
24. Total: Allocable – Other Allocable Deductions	24.	<u>.00</u>
25. Total: Total Allocable Deductions	25.	<u>.00</u>
26. Total: Apportioned Share of Deductions	26.	<u>.00</u>
27. Total: Net Operating Loss Deduction	27.	<u>.00</u>
28. Total: Total Deductions	28.	<u>.00</u>

Form 1118, Schedule A — Income or Loss Before Adjustments - Total Income

29. Total: Total Income or (Loss) Before Adjustments	29.	<u>.00</u>
--	-----	------------

Form **500**

Virginia Electronic Filing - PDF Attachment Report

2024

For calendar year 2024, or tax year beginning

, and ending

Name

WILLOWSFORD CONSERVANCY, INC

Employer Identification Number

45-060946

Title	Attachment Source	Proforma
MANUALLY ATTACHED TO RETURN FEDERAL NOL INFORMATION	\\TSCCLIENT\M\PAGES FROM 2024_TAXRETURN_WILLOWSFORD CONSERVANCY, INC.PDF	NO